



Disaster Relief Fund: Monthly Report

as of May 31, 2023

June 7, 2023

Fiscal Year 2023 Report to Congress



**Homeland
Security**

Federal Emergency Management Agency

Message from the Administrator

June 7, 2023

I am pleased to present the following, “Disaster Relief Fund: Monthly Report,” which has been prepared by the Federal Emergency Management Agency.

This document has been compiled pursuant to language set forth in the Fiscal Year (FY) 2023 Department of Homeland Security Appropriations Act (P.L. 117-328) and in the Coronavirus Aid, Relief, and Economic Security Act (P.L. 116-136).

Pursuant to congressional requirements, this report is being provided to the following Members of Congress:

The Honorable Kay Granger
Chairwoman, House Appropriations Committee

The Honorable Rosa DeLauro
Ranking Member, House Appropriations Committee

The Honorable Patty Murray
Chair, Senate Appropriations Committee

The Honorable Susan Collins
Vice Chair, Senate Appropriations Committee

Inquiries relating to this report may be directed to me at (202) 646-3900.

Sincerely,



Deanne Criswell
Administrator
Federal Emergency Management Agency





Disaster Relief Fund: Monthly Report as of May 31, 2023

Table of Contents

| | | |
|-----|--|----|
| I. | Legislative Language..... | 1 |
| II. | Background | 3 |
| | Appendix A: DRF Appropriations Summary | 4 |
| | Appendix B: DRF Funding Activity | 5 |
| | Appendix C: Obligations and Estimates by Spending Category | 12 |
| | Appendix D: Allocations, Obligations, & Expenditures | 13 |
| | Appendix E: Fund Exhaustion Date | 16 |
| | Appendix F: DRF Cost Estimation Bridge Table | 17 |
| | Appendix G: BRIC-PDM History and Fund Status | 21 |

I. Legislative Language

This document has been compiled pursuant to language set forth in the Fiscal Year (FY) 2023 Department of Homeland Security (DHS) Appropriations Act (P.L. 117-328) and in the Coronavirus Aid, Relief, and Economic Security Act (P.L. 116-136).

P.L. 117-328 states:

SEC. 308. The reporting requirements in paragraphs (1) and (2) under the heading ``Federal Emergency Management Agency–Disaster Relief Fund" in the Department of Homeland Security Appropriations Act, 2015 (Public Law 114-4), related to reporting on the Disaster Relief Fund, shall be applied in fiscal year 2023 with respect to budget year 2024 and current fiscal year 2023, respectively-

- (1) in paragraph (1) by substituting "fiscal year 2024" for "fiscal year 2016"; and
- (2) in paragraph (2) by inserting "business" after "fifth".

P.L. 114-4 (referenced above) states:

Provided, That the Administrator of the Federal Emergency Management Agency shall submit to the Committees on Appropriations of the Senate and the House of Representatives the following reports, including a specific description of the methodology and the source data used in developing such reports...

(2) an estimate or actual amounts, if available, of the following for the current fiscal year shall be submitted not later than the fifth day of each month, and shall be published by the Administrator on the Agency's Web site not later than the fifth day of each month:

- (A) a summary of the amount of appropriations made available by source, the transfers executed, the previously allocated funds recovered, and the commitments, allocations, and obligations made;
- (B) a table of disaster relief activity delineated by month, including-
 - (i) the beginning and ending balances;
 - (ii) the total obligations to include amounts obligated for fire assistance, emergencies, surge, and disaster support activities;
 - (iii) the obligations for catastrophic events delineated by event and by state; and
 - (iv) the amount of previously obligated funds that are recovered;
- (C) a summary of allocations, obligations, and expenditures for catastrophic events delineated by event;

- (D) in addition, for a disaster declaration related to Hurricane Sandy, the cost of the following categories of spending: public assistance, individual assistance, mitigation, administrative, operations, and any other relevant category (including emergency measures and disaster resources); and
- (E) the date on which funds appropriated will be exhausted...

P.L. 116-136 states:

Provided further, That every 30 days the Administrator shall provide the Committees on Appropriations of the Senate and the House of Representatives both projected and actual costs for funds provided under this heading for major disasters and any other expenses...

This report covers activities as of May 31, 2023.

II. Background

P.L. 117-328 requires that the Federal Emergency Management Agency (FEMA) Administrator provide a report by the fifth business day of each month on the Disaster Relief Fund (DRF) that includes a funding summary, a table delineating DRF funding activities each month by state and event, a summary of the funding for the catastrophic events, and the fund exhaustion date, or end-of-fiscal-year balance.

P.L. 116-136 requires that both projected and actual costs for funds provided by it for major disasters and any other expenses be provided to the House and Senate Appropriations Committees.

Consequently, the following report elements are included:

1. Appendix A is an appropriations summary that includes a synopsis of the amount of appropriations made available by source, the transfers executed, the previously allocated funds recovered, and the commitments, allocations, and obligations.
2. Appendix B presents details on the DRF funding activities delineated by month.
3. Appendix C presents obligations and estimates by spending category for Hurricanes Sandy, Harvey, Irma, and Maria; Coronavirus Disease 2019 (COVID-19); and declarations since August 1, 2017.
4. Appendix D presents funding summaries for the current active catastrophic events including the allocations, obligations, and expenditures.
5. Appendix E presents the fund exhaustion date, or end-of-fiscal-year balance.
6. Appendix F presents a bridge table that provides explanation for the monthly and baseline change for all activities to include details for catastrophic events.
7. Appendix G presents the fund history and current status of the Building Resilient Infrastructure and Communities (BRIC)/Predisaster Mitigation (PDM) program.

Disaster Relief Fund Congressional Monthly Report
as of May 31, 2023
(Dollars in Millions)

| | Major Declarations | Base | Total |
|---|---------------------------|---------------|-------------------|
| Carryover From FY 2022 | \$ 9,110 | \$ 3,514 | \$ 12,624 |
| FY 2023 Enacted ⁽¹⁾ | 19,945 | | 19,945 |
| FY 2023 Supplemental ⁽¹⁾ | 5,000 | | 5,000 |
| FY 2023 Recoveries | 4,882 | 231 | 5,113 |
| Total Budget Authority | 38,937 | 3,745 | 42,682 |
| Anticipated Transfers to DADLP ⁽²⁾ | (61) | | (61) |
| Actual 6% for Predisaster Mitigation per DRRRA ⁽³⁾ | (632) | | (632) |
| Actual Transfers to/from Other Accounts ⁽⁴⁾ | | 8 | 8 |
| Actual Transfers to OIG ⁽¹⁾ | (27) | | (27) |
| Actual/Anticipated Transfers to USAID ⁽⁵⁾ | | (10) | (10) |
| Transfer Hermit's Peak/Calf Canyon Fire Assistance Act ⁽⁶⁾ | | (2,500) | (2,500) |
| Revised Budget Authority | 38,217 | 1,243 | 39,460 |
| Obligations ⁽⁷⁾ | (26,058) | (464) | (26,522) |
| Balance | 12,159 | 779 | 12,938 |
| Projections for the Remainder of FY 2023 | | | |
| Projected FY 2023 Additional Obligations | | | |
| Based on Existing Spend Plans | | | |
| Non-Catastrophic Disasters | | | |
| Catastrophic Disasters | (21,066) | | (21,066) |
| DRS and Other | | (267) | (267) |
| Subtotal Existing Spend Plans | (21,066) | (267) | (21,333) |
| Based on 10-year Average | | | |
| Non-Catastrophic Disasters | | | |
| EM, FMAG, and SU | (1,453) | | (1,453) |
| Subtotal 10-year Average | (1,453) | (182) | (1,635) |
| Total Projected FY 2023 Additional Obligations | (22,519) | (449) | (22,968) |
| Projected Additional Recoveries | 318 | 69 | 387 |
| Balance | \$ (10,042) | \$ 399 | \$ (9,643) |

Notes:

- (1) Pursuant to P.L. 117-328, FY 2023 DHS Appropriations Act.
- (2) Pursuant to P.L. 116-260, the FY 2021 DHS Appropriations Act, and to P.L. 117-43, the Disaster Relief Supplemental Appropriations Act, 2022.
- (3) Pursuant to the Disaster Recovery Reform Act (DRRA) (P.L. 115-254). See Appendix G for additional information regarding the BRIC program balance. The BRIC funding continues to be available to FEMA for other purposes should the DRF Majors balance drop too low to cover immediate response or recovery needs.
- (4) Transfer from Department of Labor due to account reconciliation.
- (5) Actual/anticipated transfers to the U.S. Agency for International Development (USAID) for Compact Aid Agreement.
- (6) Pursuant to P.L. 117-180, FY 2023 Continuing Appropriations Act.
- (7) As of May 31, 2023, unobligated commitments were \$476 million and uncommitted/unobligated allocations totaled \$339 million.

Source of financial information is the Integrated Financial Management Information System (IFMIS).

APPENDIX B: DRF Funding Activity (Details)

Disaster Relief Fund Monthly Obligations FY 2023
DRF Monthly Spend Plan (FY 2023)
(\$ in millions)
as of May 31, 2023

| | Oct-22 | Nov-22 | Dec-22 | Jan-23 | Feb-23 | Mar-23 | Apr-23 | May-23 | Jun-23 | Jul-23 | Aug-23 | Sep-23 | Total |
|---|---------------|---------------|---------------|---------------|---------------|---------------|---------------|---------------|---------------|---------------|--------------|----------------|----------------|
| Beginning of Month DRF Balance | \$ 12,624 | \$ 23,193 | \$ 21,503 | \$ 25,759 | \$ 24,015 | \$ 21,666 | \$ 17,876 | \$ 17,060 | \$ 12,938 | \$ 10,396 | \$ 3,766 | \$ (2,199) | \$ (9,643) |
| FY 2023 Enacted ⁽¹⁾ | 18,799 | | 1,146 | | | | | | | | | | |
| FY 2023 Supplemental ⁽¹⁾ | | | 5,000 | | | | | | | | | | |
| Anticipated Transfers to DADLP ⁽²⁾ | (26) | | | (35) | | | | | | | | | |
| Rescission | (9) | | 9 | | | | | | | | | | |
| Predisaster Mitigation ⁽³⁾ | (1) | (11) | (6) | (34) | (8) | (567) | (2) | (3) | | | | | |
| Actual Transfers to/from Other Accounts ⁽⁴⁾ | | | 1 | | | | (1) | 8 | | | | | |
| Actual Transfers to USAID ⁽⁵⁾ | (10) | | | | | | | | | | | | |
| Actual Transfers to OIG ⁽¹⁾ | | | (27) | | | | | | | | | | |
| Transfer Hermit's Peak/Calf Canyon Fire Assistance Act ⁽⁶⁾ | (2,500) | | | | | | | | | | | | |
| Total Available | 28,877 | 23,182 | 27,626 | 25,690 | 24,007 | 21,099 | 17,873 | 17,065 | 12,938 | 10,396 | 3,766 | (2,199) | (9,643) |
| Major Declarations | 27,882 | 22,155 | 26,676 | 24,772 | 23,115 | 20,223 | 17,055 | 16,250 | 12,159 | 9,709 | 3,170 | (2,705) | (10,042) |
| Base | 995 | 1,027 | 950 | 918 | 892 | 876 | 818 | 815 | 779 | 687 | 596 | 506 | 399 |
| DRF Base Activities | | | | | | | | | | | | | |
| Emergencies | | | | | | | | | | | | | |
| Monthly Actual/Estimated Obligations | (35) | (3) | (8) | (1) | (1) | (5) | (22) | (6) | (7) | (7) | (7) | (7) | (109) |
| Fire Management | | | | | | | | | | | | | |
| Monthly Actual/Estimated Obligations | (6) | (15) | (2) | (19) | (2) | (21) | (4) | (7) | (23) | (23) | (23) | (23) | (168) |
| Surge | | | | | | | | | | | | | |
| Monthly Actual/Estimated Obligations | - | (1) | (5) | - | 1 | - | - | - | (15) | (15) | (16) | (16) | (67) |
| Disaster Support & Other Activities | | | | | | | | | | | | | |
| DRS Monthly Actual/Estimated Obligations | (30) | (70) | (22) | (26) | (18) | (39) | (26) | (41) | (64) | (63) | (60) | (78) | (537) |
| Other Monthly Actual/Estimated Obligations | - | (4) | (2) | (1) | (9) | (5) | (4) | (5) | - | - | (1) | (1) | (32) |
| Monthly Actual/Estimated Obligations | (30) | (74) | (24) | (27) | (27) | (44) | (30) | (46) | (64) | (63) | (61) | (79) | (569) |
| Total DRF Base Actual/Estimated Obligations | (71) | (93) | (39) | (47) | (29) | (70) | (56) | (59) | (109) | (108) | (107) | (125) | (913) |
| DRF DR Activities | | | | | | | | | | | | | |
| Average Monthly Major DR Activity (Non-Cat.) | | | | | | | | | | | | | |
| Monthly Actual/Estimated Obligations | (482) | (272) | (219) | (256) | (208) | (312) | (271) | (403) | (215) | (321) | (607) | (310) | (3,876) |
| Katrina Rita Wilma | | | | | | | | | | | | | |
| Initial FY 2023 Spend Plan Estimates | (1) | (7) | (14) | (1) | (58) | (3) | - | (34) | - | - | - | (6) | (124) |
| Monthly Actual/Estimated Obligations | (7) | (3) | (40) | (8) | - | (25) | (3) | (68) | (10) | (25) | - | (5) | (194) |
| Gustav | | | | | | | | | | | | | |
| Initial FY 2023 Spend Plan Estimates | - | - | (2) | - | (7) | (3) | - | - | (1) | - | - | (1) | (14) |
| Monthly Actual/Estimated Obligations | - | - | - | - | - | (1) | - | - | - | - | - | (3) | (4) |
| Ike | | | | | | | | | | | | | |
| Initial FY 2023 Spend Plan Estimates | - | (1) | (1) | - | - | - | - | - | - | - | - | - | (2) |
| Monthly Actual/Estimated Obligations | - | - | - | (2) | - | (1) | (2) | - | - | (1) | - | - | (6) |
| TN Floods | | | | | | | | | | | | | |
| Initial FY 2023 Spend Plan Estimates | - | - | - | - | - | - | - | - | - | - | - | (1) | (1) |
| Monthly Actual/Estimated Obligations | - | - | - | - | - | - | - | - | - | - | - | (1) | (1) |
| 2011 Spring Tornadoes | | | | | | | | | | | | | |
| Initial FY 2023 Spend Plan Estimates | - | - | - | - | - | - | - | - | - | - | - | - | - |
| Monthly Actual/Estimated Obligations | - | - | - | - | - | - | - | - | - | - | - | - | - |
| Irene | | | | | | | | | | | | | |
| Initial FY 2023 Spend Plan Estimates | (1) | (1) | (2) | - | - | - | - | - | - | - | - | (2) | (6) |
| Monthly Actual/Estimated Obligations | (1) | (1) | (2) | (1) | - | (1) | - | - | - | - | - | - | (6) |

APPENDIX B: DRF Funding Activity (Details)

Disaster Relief Fund Monthly Obligations FY 2023
 DRF Monthly Spend Plan (FY 2023)
 (\$ in millions)
 as of May 31, 2023

| | Oct-22 | Nov-22 | Dec-22 | Jan-23 | Feb-23 | Mar-23 | Apr-23 | May-23 | Jun-23 | Jul-23 | Aug-23 | Sep-23 | Total |
|--------------------------------------|--------|--------|--------|--------|--------|--------|--------|---------|--------|---------|--------|---------|---------|
| Lee | | | | | | | | | | | | | |
| Initial FY 2023 Spend Plan Estimates | (4) | - | (1) | - | - | - | - | - | - | - | - | (2) | (7) |
| Monthly Actual/Estimated Obligations | (4) | (2) | (1) | - | - | (2) | - | - | - | (9) | - | (1) | (19) |
| Isaac | | | | | | | | | | | | | |
| Initial FY 2023 Spend Plan Estimates | - | (3) | - | - | - | - | - | - | - | - | - | - | (3) |
| Monthly Actual/Estimated Obligations | - | - | - | - | - | - | (1) | - | (1) | (2) | - | - | (4) |
| Sandy | | | | | | | | | | | | | |
| Initial FY 2023 Spend Plan Estimates | (54) | (15) | (9) | (37) | (12) | (10) | (3) | (9) | (2) | (54) | (20) | (65) | (290) |
| Monthly Actual/Estimated Obligations | (52) | (15) | (7) | (18) | (4) | (5) | (3) | (4) | (2) | (85) | (39) | (56) | (290) |
| 2013 Colorado Flood | | | | | | | | | | | | | |
| Initial FY 2023 Spend Plan Estimates | - | - | - | - | - | - | (1) | (2) | - | - | - | - | (3) |
| Monthly Actual/Estimated Obligations | - | - | - | - | - | - | - | - | - | - | - | (12) | (12) |
| WV Floods 4273 | | | | | | | | | | | | | |
| Initial FY 2023 Spend Plan Estimates | (1) | (6) | (29) | (1) | (2) | (3) | (2) | (2) | (1) | (1) | (1) | (1) | (50) |
| Monthly Actual/Estimated Obligations | (27) | (1) | (1) | (1) | (1) | (1) | (1) | (1) | (4) | (7) | (2) | (2) | (49) |
| LA Floods 4277 | | | | | | | | | | | | | |
| Initial FY 2023 Spend Plan Estimates | - | (1) | (1) | (1) | - | (2) | - | - | - | - | (5) | (7) | (17) |
| Monthly Actual/Estimated Obligations | (1) | - | (1) | (1) | - | (5) | (11) | (1) | (6) | (4) | (5) | (2) | (37) |
| Matthew | | | | | | | | | | | | | |
| Initial FY 2023 Spend Plan Estimates | (4) | (9) | (4) | (1) | (6) | (1) | (18) | (1) | (3) | (67) | (1) | - | (115) |
| Monthly Actual/Estimated Obligations | (4) | (1) | (1) | (3) | - | (4) | (2) | (3) | (6) | (1) | (1) | (9) | (35) |
| CA Winter Storms | | | | | | | | | | | | | |
| Initial FY 2023 Spend Plan Estimates | - | (1) | (8) | (6) | (1) | (18) | (31) | - | (2) | - | - | (3) | (70) |
| Monthly Actual/Estimated Obligations | (1) | (2) | (1) | (5) | (1) | (1) | (42) | - | (10) | (5) | - | (5) | (73) |
| Harvey | | | | | | | | | | | | | |
| Initial FY 2023 Spend Plan Estimates | (44) | (10) | (20) | (4) | (15) | (7) | (55) | (3) | (13) | (14) | (17) | (5) | (207) |
| Monthly Actual/Estimated Obligations | (15) | (9) | (5) | (13) | (47) | (20) | (6) | (40) | (8) | (12) | (23) | (19) | (217) |
| Irma | | | | | | | | | | | | | |
| Initial FY 2023 Spend Plan Estimates | (10) | (5) | (6) | (10) | (8) | (15) | (10) | (16) | (11) | (8) | (9) | (18) | (126) |
| Monthly Actual/Estimated Obligations | (7) | (9) | (12) | (5) | (6) | (4) | (4) | (18) | (4) | (8) | (8) | (22) | (107) |
| Maria | | | | | | | | | | | | | |
| Initial FY 2023 Spend Plan Estimates | (154) | (447) | (489) | (303) | (357) | (241) | (148) | (1,276) | (510) | (2,072) | (230) | (1,065) | (7,292) |
| Monthly Actual/Estimated Obligations | (208) | (327) | (340) | (389) | (334) | (690) | (704) | (1,172) | (215) | (430) | (840) | (2,152) | (7,801) |
| CA Wildfires 2017 | | | | | | | | | | | | | |
| Initial FY 2023 Spend Plan Estimates | - | (3) | (4) | (4) | (40) | (2) | - | - | (7) | (6) | - | (1) | (67) |
| Monthly Actual/Estimated Obligations | - | - | - | (1) | - | (3) | (4) | (4) | (1) | (32) | (9) | (12) | (66) |
| Florence | | | | | | | | | | | | | |
| Initial FY 2023 Spend Plan Estimates | (1) | (2) | (6) | (6) | (5) | (4) | - | (8) | (11) | - | - | - | (43) |
| Monthly Actual/Estimated Obligations | (3) | (1) | (1) | (2) | (14) | (3) | (3) | (3) | (3) | (2) | (3) | (13) | (51) |
| Michael | | | | | | | | | | | | | |
| Initial FY 2023 Spend Plan Estimates | (8) | (2) | (5) | (13) | (13) | (28) | (25) | (9) | (10) | (11) | (21) | (17) | (162) |
| Monthly Actual/Estimated Obligations | (7) | (5) | (4) | (4) | (3) | (3) | (9) | (4) | (4) | (21) | (42) | (43) | (149) |
| Yutu 4404 | | | | | | | | | | | | | |
| Initial FY 2023 Spend Plan Estimates | (3) | (2) | (8) | (1) | (10) | (16) | - | (19) | (4) | - | - | (3) | (66) |
| Monthly Actual/Estimated Obligations | (1) | (5) | (4) | (1) | (2) | - | - | (1) | (26) | (6) | - | (4) | (50) |
| CA Wildfires 2018 | | | | | | | | | | | | | |
| Initial FY 2023 Spend Plan Estimates | (32) | (3) | (14) | (4) | (253) | (1) | (1) | (1) | (53) | (1) | (1) | - | (364) |
| Monthly Actual/Estimated Obligations | (1) | (1) | (1) | (1) | (3) | (3) | (1) | - | (13) | (4) | (5) | (22) | (55) |

APPENDIX B: DRF Funding Activity (Details)

Disaster Relief Fund Monthly Obligations FY 2023
DRF Monthly Spend Plan (FY 2023)
(\$ in millions)
as of May 31, 2023

| | Oct-22 | Nov-22 | Dec-22 | Jan-23 | Feb-23 | Mar-23 | Apr-23 | May-23 | Jun-23 | Jul-23 | Aug-23 | Sep-23 | Total |
|---|------------------|------------------|------------------|------------------|------------------|------------------|------------------|------------------|------------------|-----------------|-------------------|-------------------|----------|
| Nebraska Winter Storm 2019 | | | | | | | | | | | | | |
| Initial FY 2023 Spend Plan Estimates | (5) | (11) | (3) | (2) | (2) | (1) | (2) | - | - | - | - | - | (26) |
| Monthly Actual/Estimated Obligations | (4) | - | - | - | (1) | (2) | - | - | (1) | (4) | - | (11) | (23) |
| PR Earthquakes 4473 | | | | | | | | | | | | | |
| Initial FY 2023 Spend Plan Estimates | (55) | (39) | (9) | (8) | (4) | (9) | (2) | (7) | (5) | (5) | (15) | (9) | (167) |
| Monthly Actual/Estimated Obligations | (64) | (4) | (3) | (30) | (11) | (44) | (4) | (2) | (3) | (13) | (2) | (3) | (183) |
| COVID-19 | | | | | | | | | | | | | |
| Initial FY 2023 Spend Plan Estimates | (1,128) | (1,633) | (1,524) | (2,292) | (2,338) | (1,998) | (1,047) | (1,276) | (1,616) | (1,392) | (931) | (2,077) | (19,252) |
| Monthly Actual/Estimated Obligations | (1,649) | (897) | (933) | (1,045) | (1,763) | (1,216) | (1,138) | (2,118) | (1,476) | (4,155) | (3,823) | (4,252) | (24,465) |
| California Wildfires 2020 | | | | | | | | | | | | | |
| Initial FY 2023 Spend Plan Estimates | (26) | (25) | (6) | (18) | (27) | (47) | (1) | (22) | (6) | - | - | (294) | (472) |
| Monthly Actual/Estimated Obligations | (6) | (2) | (7) | (10) | (1) | (7) | (14) | (1) | (49) | (3) | (2) | (13) | (115) |
| Laura | | | | | | | | | | | | | |
| Initial FY 2023 Spend Plan Estimates | (216) | (106) | (141) | (141) | (56) | (30) | (29) | (12) | (34) | (6) | (5) | (7) | (783) |
| Monthly Actual/Estimated Obligations | (267) | (116) | (76) | (72) | (80) | (114) | (41) | (77) | (56) | (229) | (66) | (27) | (1,221) |
| Oregon Wildfires 2020 | | | | | | | | | | | | | |
| Initial FY 2023 Spend Plan Estimates | (7) | (32) | (66) | (63) | (4) | (6) | (9) | (4) | (29) | (12) | (4) | (5) | (241) |
| Monthly Actual/Estimated Obligations | (60) | (7) | (31) | (5) | (6) | (2) | (3) | (4) | (5) | (13) | (38) | (9) | (183) |
| Ida | | | | | | | | | | | | | |
| Initial FY 2023 Spend Plan Estimates | (282) | (200) | (133) | (131) | (70) | (91) | (348) | (135) | (356) | (111) | (129) | (175) | (2,161) |
| Monthly Actual/Estimated Obligations | (319) | (169) | (128) | (117) | (78) | (157) | (118) | (97) | (244) | (310) | (138) | (153) | (2,028) |
| Fiona | | | | | | | | | | | | | |
| Initial FY 2023 Spend Plan Estimates | (627) | (373) | (331) | (311) | (290) | (207) | (207) | (114) | (83) | (62) | (52) | (42) | (2,699) |
| Monthly Actual/Estimated Obligations | (627) | 4 | (68) | (117) | (529) | (700) | (34) | (29) | (70) | (847) | (66) | (94) | (3,177) |
| Ian | | | | | | | | | | | | | |
| Initial FY 2023 Spend Plan Estimates | (2,458) | (405) | (360) | (338) | (315) | (225) | (225) | (124) | (90) | (68) | (56) | (46) | (4,710) |
| Monthly Actual/Estimated Obligations | (2,458) | (19) | (143) | (147) | (183) | (268) | (97) | (201) | (98) | (70) | (236) | (160) | (4,080) |
| Actual/Estimated Major Declaration Obligations | | | | | | | | | | | | | |
| Total DR Actual/Estimated Obligations | (6,275) | (1,864) | (2,029) | (2,254) | (3,275) | (3,594) | (2,516) | (4,251) | (2,530) | (6,619) | (5,955) | (7,415) | (48,577) |
| FY 2023 Actual/Estimated Recoveries | | | | | | | | | | | | | |
| Monthly Recoveries | 662 | 278 | 201 | 626 | 963 | 441 | 1,759 | 183 | 97 | 97 | 97 | 96 | 5,500 |
| Major Declaration Actuals/Estimated | 559 | 272 | 194 | 605 | 950 | 428 | 1,714 | 160 | 80 | 80 | 80 | 78 | 5,200 |
| Base Actuals/Estimated | 103 | 6 | 7 | 21 | 13 | 13 | 45 | 23 | 17 | 17 | 17 | 18 | 300 |
| DRF Available at End of Month (Including Recoveries) | \$ 23,193 | \$ 21,503 | \$ 25,759 | \$ 24,015 | \$ 21,666 | \$ 17,876 | \$ 17,060 | \$ 12,938 | \$ 10,396 | \$ 3,766 | \$ (2,199) | \$ (9,643) | |

Notes:

- (1) Pursuant to P.L. 117-328, FY 2023 DHS Appropriations Act.
- (2) Pursuant to P.L. 116-260, the FY 2021 DHS Appropriations Act, and to P.L. 117-43, the Disaster Relief Supplemental Appropriations Act, 2022.
- (3) Pursuant to DRRA (P.L. 115-254). The potential COVID-19 BRIC set-aside is \$3.7 billion. Of that amount, FEMA has set aside \$2.8 billion with \$866 million remaining. See Appendix G for additional information regarding the BRIC program balance.
- (4) Transfer from Department of Labor due to account reconciliation.
- (5) Actual/anticipated transfers to USAID for Compact Aid Agreement.
- (6) Pursuant to P.L. 117-180, FY 2023 Continuing Appropriations Act.

Disaster Relief Fund Monthly Detailed Obligations FY 2023
(\$ in millions)

| Event/DR | Cumulative Obligations Through FY 2022 | October | November | December | January | February | March | April | May | June | July | August | September | FY 2023 Total |
|------------------------------|--|------------|------------|-------------|------------|----------|-------------|------------|-------------|-------------|-------------|-----------|------------|---------------|
| | | Actual | Actual | Actual | Actual | Actual | Actual | Actual | Actual | Estimated | Estimated | Estimated | Estimated | |
| Katrina Rita Wilma | (233) | \$ - | \$ - | \$ - | \$ - | \$ - | \$ - | \$ - | \$ - | \$ - | \$ - | \$ - | \$ - | - |
| 1602-FL | (32,825) | (7) | (3) | (40) | (8) | - | (25) | (3) | (50) | (10) | (22) | - | (2) | (170) |
| 1604-MS | (10,111) | - | - | - | - | - | - | - | - | - | (2) | - | (1) | (3) |
| 1605-AL | (1,039) | - | - | - | - | - | - | - | - | - | - | - | - | - |
| 1606-TX | (1,877) | - | - | - | - | - | - | - | - | - | - | - | - | - |
| 1607-LA | (1,903) | - | - | - | - | - | - | - | (18) | - | (1) | - | - | (19) |
| 1609-FL | (2,567) | - | - | - | - | - | - | - | - | - | - | - | (2) | (2) |
| | (50,555) | (7) | (3) | (40) | (8) | - | (25) | (3) | (68) | (10) | (25) | - | (5) | (194) |
| Gustav | (1,695) | - | - | - | - | - | (1) | - | - | - | - | - | (3) | (4) |
| 1786-LA | (10) | - | - | - | - | - | - | - | - | - | - | - | - | - |
| 1789-AL | (6) | - | - | - | - | - | - | - | - | - | - | - | - | - |
| 1793-AR | (40) | - | - | - | - | - | - | - | - | - | - | - | - | - |
| 1794-MS | (6) | - | - | - | - | - | - | - | - | - | - | - | - | - |
| 1806-FL | (1,757) | - | - | - | - | - | (1) | - | - | - | - | - | (3) | (4) |
| Ike | (4,373) | - | - | - | (2) | - | (1) | (2) | - | - | (1) | - | - | (6) |
| 1791-TX | (371) | - | - | - | - | - | - | - | - | - | - | - | - | - |
| 1792-LA | (8) | - | - | - | - | - | - | - | - | - | - | - | - | - |
| 1797-AL | (24) | - | - | - | - | - | - | - | - | - | - | - | - | - |
| 1802-KY | (3) | - | - | - | - | - | - | - | - | - | - | - | - | - |
| 1804-AR | (56) | - | - | - | - | - | - | - | - | - | - | - | - | - |
| 1805-OH | (4,835) | - | - | - | (2) | - | (1) | (2) | - | - | (1) | - | - | (6) |
| TN Floods | (559) | - | - | - | - | - | - | - | - | - | - | - | (1) | (1) |
| 1909-TN | (559) | - | - | - | - | - | - | - | - | - | - | - | (1) | (1) |
| 2011 Spring Tornadoes | (697) | - | - | - | - | - | - | - | - | - | - | - | - | - |
| 1971-AL | (67) | - | - | - | - | - | - | - | - | - | - | - | - | - |
| 1972-MS | (44) | - | - | - | - | - | - | - | - | - | - | - | - | - |
| 1973-GA | (90) | - | - | - | - | - | - | - | - | - | - | - | - | - |
| 1974-TN | (104) | - | - | - | - | - | - | - | - | - | - | - | - | - |
| 1975-AR | (57) | - | - | - | - | - | - | - | - | - | - | - | - | - |
| 1976-KY | (510) | - | - | - | - | - | - | - | - | - | - | - | - | - |
| 1980-MO | (1,569) | - | - | - | - | - | - | - | - | - | - | - | - | - |
| Irene | (142) | - | - | - | - | - | - | - | - | - | - | - | - | - |
| 4017-PR | (189) | - | - | - | - | - | - | - | - | - | - | - | - | - |
| 4019-NC | (896) | - | (1) | - | - | - | (1) | - | - | - | - | - | - | (2) |
| 4020-NY | (397) | - | - | (1) | (1) | - | - | - | - | - | - | - | - | (2) |
| 4021-NJ | (337) | (1) | - | (1) | - | - | - | - | - | - | - | - | - | (2) |
| 4022-VT | (75) | - | - | - | - | - | - | - | - | - | - | - | - | - |
| 4023-CT | (73) | - | - | - | - | - | - | - | - | - | - | - | - | - |
| 4024-VA | (99) | - | - | - | - | - | - | - | - | - | - | - | - | - |
| 4025-PA | (27) | - | - | - | - | - | - | - | - | - | - | - | - | - |
| 4026-NH | (11) | - | - | - | - | - | - | - | - | - | - | - | - | - |
| 4027-RI | (54) | - | - | - | - | - | - | - | - | - | - | - | - | - |
| 4028-MA | (3) | - | - | - | - | - | - | - | - | - | - | - | - | - |
| 4032-ME | (25) | - | - | - | - | - | - | - | - | - | - | - | - | - |
| 4034-MD | (4) | - | - | - | - | - | - | - | - | - | - | - | - | - |
| 4036-DC | (3) | - | - | - | - | - | - | - | - | - | - | - | - | - |
| 4037-DE | (2,335) | (1) | (1) | (2) | (1) | - | (1) | - | - | - | - | - | - | (6) |
| Lee | (375) | - | - | - | - | - | - | - | - | - | - | - | - | - |
| 4030-PA | (424) | (4) | (2) | (1) | - | - | (2) | - | - | - | (9) | - | (1) | (19) |
| 4031-NY | (15) | - | - | - | - | - | - | - | - | - | - | - | - | - |
| 4038-MD | (6) | - | - | - | - | - | - | - | - | - | - | - | - | - |
| 4039-NJ | (7) | - | - | - | - | - | - | - | - | - | - | - | - | - |
| 4041-LA | (7) | - | - | - | - | - | - | - | - | - | - | - | - | - |
| 4045-VA | (834) | (4) | (2) | (1) | - | - | (2) | - | - | - | (9) | - | (1) | (19) |

Disaster Relief Fund Monthly Detailed Obligations FY 2023
(\$ in millions)

| Event/DR | Cumulative Obligations | October | November | December | January | February | March | April | May | June | July | August | September | FY 2023 Total |
|----------------------------|------------------------|--------------|--------------|--------------|--------------|--------------|--------------|--------------|----------------|--------------|--------------|--------------|----------------|----------------|
| | Through FY 2022 | Actual | Actual | Actual | Actual | Actual | Actual | Actual | Actual | Estimated | Estimated | Estimated | Estimated | |
| Isaac | | | | | | | | | | | | | | |
| 4080-LA | (697) | - | - | - | - | - | - | - | - | (1) | (2) | - | - | (3) |
| 4081-MS | (90) | - | - | - | - | - | - | - | - | - | - | - | - | - |
| 4082-AL | (10) | - | - | - | - | - | - | - | - | - | - | - | - | - |
| 4084-FL | (29) | - | - | - | - | - | - | (1) | - | - | - | - | - | (1) |
| | (826) | - | - | - | - | - | - | (1) | - | (1) | (2) | - | - | (4) |
| Sandy | | | | | | | | | | | | | | |
| 4085-NY | (18,389) | (1) | (11) | (5) | (18) | (4) | (5) | (2) | - | - | (81) | (23) | (53) | (203) |
| 4086-NJ | (3,385) | (51) | (4) | (2) | - | - | - | (1) | (4) | (2) | (4) | (16) | (3) | (87) |
| 4087-CT | (123) | - | - | - | - | - | - | - | - | - | - | - | - | - |
| 4089-RI | (19) | - | - | - | - | - | - | - | - | - | - | - | - | - |
| 4090-DE | (8) | - | - | - | - | - | - | - | - | - | - | - | - | - |
| 4091-MD | (48) | - | - | - | - | - | - | - | - | - | - | - | - | - |
| 4092-VA | (14) | - | - | - | - | - | - | - | - | - | - | - | - | - |
| 4093-WV | (23) | - | - | - | - | - | - | - | - | - | - | - | - | - |
| 4095-NH | (3) | - | - | - | - | - | - | - | - | - | - | - | - | - |
| 4096-DC | (3) | - | - | - | - | - | - | - | - | - | - | - | - | - |
| 4097-MA | (18) | - | - | - | - | - | - | - | - | - | - | - | - | - |
| 4098-OH | (24) | - | - | - | - | - | - | - | - | - | - | - | - | - |
| 4099-PA | (17) | - | - | - | - | - | - | - | - | - | - | - | - | - |
| | (22,074) | (52) | (15) | (7) | (18) | (4) | (5) | (3) | (4) | (2) | (85) | (39) | (56) | (290) |
| 2013 Colorado Flood | | | | | | | | | | | | | | |
| 4145-CO | (652) | - | - | - | - | - | - | - | - | - | - | - | (12) | (12) |
| | (652) | - | - | - | - | - | - | - | - | - | - | - | (12) | (12) |
| WV Floods 4273 | | | | | | | | | | | | | | |
| 4273-WV | (583) | (27) | (1) | (1) | (1) | (1) | (1) | (1) | (1) | (4) | (7) | (2) | (2) | (49) |
| | (583) | (27) | (1) | (1) | (1) | (1) | (1) | (1) | (1) | (4) | (7) | (2) | (2) | (49) |
| LA Floods 4277 | | | | | | | | | | | | | | |
| 4277-LA | (2,729) | (1) | - | (1) | (1) | - | (5) | (11) | (1) | (6) | (4) | (5) | (2) | (37) |
| | (2,729) | (1) | - | (1) | (1) | - | (5) | (11) | (1) | (6) | (4) | (5) | (2) | (37) |
| Matthew | | | | | | | | | | | | | | |
| 4283-FL | (496) | (3) | - | (1) | (2) | - | (2) | (1) | - | - | - | (1) | (6) | (16) |
| 4284-GA | (146) | - | - | - | - | - | - | - | - | (5) | - | - | - | (5) |
| 4285-NC | (672) | (1) | (1) | - | (1) | - | (2) | (1) | (3) | (1) | (1) | - | (3) | (14) |
| 4286-SC | (398) | - | - | - | - | - | - | - | - | - | - | - | - | - |
| 4291-VA | (41) | - | - | - | - | - | - | - | - | - | - | - | - | - |
| | (1,753) | (4) | (1) | (1) | (3) | - | (4) | (2) | (3) | (6) | (1) | (1) | (9) | (35) |
| CA Winter Storms | | | | | | | | | | | | | | |
| 4308-CA | (873) | (1) | (2) | (1) | (5) | (1) | (1) | (42) | - | (10) | (5) | - | (5) | (73) |
| | (873) | (1) | (2) | (1) | (5) | (1) | (1) | (42) | - | (10) | (5) | - | (5) | (73) |
| Harvey | | | | | | | | | | | | | | |
| 4332-TX | (7,982) | (15) | (9) | (5) | (13) | (47) | (19) | (6) | (40) | (8) | (12) | (23) | (19) | (216) |
| 4345-LA | (13) | - | - | - | - | - | (1) | - | - | - | - | - | - | (1) |
| | (7,995) | (15) | (9) | (5) | (13) | (47) | (20) | (6) | (40) | (8) | (12) | (23) | (19) | (217) |
| Irma | | | | | | | | | | | | | | |
| 4335-VI | (331) | (1) | - | - | - | - | - | - | - | - | (1) | - | - | (2) |
| 4336-PR | (80) | - | - | - | (1) | - | - | - | (2) | - | - | - | - | (3) |
| 4337-FL | (5,100) | (6) | (9) | (12) | (4) | (6) | (4) | (4) | (16) | (1) | (4) | (8) | (14) | (88) |
| 4338-GA | (201) | - | - | - | - | - | - | - | - | (3) | (3) | - | (8) | (14) |
| 4341-FL | (3) | - | - | - | - | - | - | - | - | - | - | - | - | - |
| 4346-SC | (46) | - | - | - | - | - | - | - | - | - | - | - | - | - |
| | (5,761) | (7) | (9) | (12) | (5) | (6) | (4) | (4) | (18) | (4) | (8) | (8) | (22) | (107) |
| Maria | | | | | | | | | | | | | | |
| 4339-PR | (38,026) | (190) | (242) | (318) | (385) | (220) | (389) | (671) | (136) | (114) | (237) | (56) | (26) | (2,984) |
| 4340-VI | (5,172) | (18) | (85) | (22) | (4) | (114) | (301) | (33) | (1,036) | (101) | (193) | (784) | (2,126) | (4,817) |
| | (43,198) | (208) | (327) | (340) | (389) | (334) | (690) | (704) | (1,172) | (215) | (430) | (840) | (2,152) | (7,801) |
| CA Wildfires 2017 | | | | | | | | | | | | | | |
| 4344-CA | (1,418) | - | - | - | (1) | - | (3) | (4) | (4) | (1) | (32) | (9) | (12) | (66) |
| | (1,418) | - | - | - | (1) | - | (3) | (4) | (4) | (1) | (32) | (9) | (12) | (66) |

Disaster Relief Fund Monthly Detailed Obligations FY 2023
(\$ in millions)

| Event/DR | Cumulative Obligations | October Actual | November Actual | December Actual | January Actual | February Actual | March Actual | April Actual | May Actual | June Estimated | July Estimated | August Estimated | September Estimated | FY 2023 Total |
|-----------------------------------|------------------------|----------------|-----------------|-----------------|----------------|-----------------|--------------|--------------|------------|----------------|----------------|------------------|---------------------|---------------|
| | Through FY 2022 | | | | | | | | | | | | | |
| Florence | | | | | | | | | | | | | | |
| 4393-NC | (1,487) | (3) | (1) | - | (1) | (14) | (1) | (3) | (2) | (3) | (1) | (3) | (13) | (45) |
| 4394-SC | (246) | - | - | - | (1) | - | (2) | - | (1) | - | (1) | - | - | (5) |
| 4401-VA | (47) | - | - | (1) | - | - | - | - | - | - | - | - | - | (1) |
| | (1,780) | (3) | (1) | (1) | (2) | (14) | (3) | (3) | (3) | (3) | (2) | (3) | (13) | (51) |
| Michael | | | | | | | | | | | | | | |
| 4399-FL | (2,999) | (7) | (5) | (4) | (4) | - | (3) | (7) | (4) | (3) | (14) | (8) | (38) | (97) |
| 4400-GA | (328) | - | - | - | - | (3) | - | (2) | - | - | (3) | (34) | (5) | (47) |
| 4406-AL | (19) | - | - | - | - | - | - | - | - | (1) | - | - | - | (1) |
| 4411-VA | (42) | - | - | - | - | - | - | - | - | - | (4) | - | - | (4) |
| 4412-NC | (26) | - | - | - | - | - | - | - | - | - | - | - | - | - |
| | (3,414) | (7) | (5) | (4) | (4) | (3) | (3) | (9) | (4) | (4) | (21) | (42) | (43) | (149) |
| Nebraska Winter Storm 2019 | | | | | | | | | | | | | | |
| 4420-NB | (697) | (4) | - | - | - | (1) | (2) | - | - | (1) | (4) | - | (11) | (23) |
| | (697) | (4) | - | - | - | (1) | (2) | - | - | (1) | (4) | - | (11) | (23) |
| Yutu | | | | | | | | | | | | | | |
| 4404-NMI | (846) | (1) | (5) | (4) | (1) | (2) | - | - | (1) | (26) | (6) | - | (4) | (50) |
| | (846) | (1) | (5) | (4) | (1) | (2) | - | - | (1) | (26) | (6) | - | (4) | (50) |
| CA Wildfires 2018 | | | | | | | | | | | | | | |
| 4407-CA | (1,844) | (1) | (1) | (1) | (1) | (3) | (3) | (1) | - | (13) | (4) | (5) | (22) | (55) |
| | (1,844) | (1) | (1) | (1) | (1) | (3) | (3) | (1) | - | (13) | (4) | (5) | (22) | (55) |
| PR Earthquakes 4473 | | | | | | | | | | | | | | |
| 4473-PR | (1,050) | (64) | (4) | (3) | (30) | (11) | (44) | (4) | (2) | (3) | (13) | (2) | (3) | (183) |
| | (1,050) | (64) | (4) | (3) | (30) | (11) | (44) | (4) | (2) | (3) | (13) | (2) | (3) | (183) |
| COVID-19 | | | | | | | | | | | | | | |
| 4480-NY | (15,452) | (169) | (95) | (173) | (248) | (814) | (61) | (68) | (968) | (171) | (1,583) | (1,899) | (718) | (6,967) |
| 4481-WA | (1,957) | (175) | (7) | (101) | (35) | (10) | (61) | (181) | (80) | (12) | (93) | (139) | (18) | (912) |
| 4482-CA | (13,657) | (179) | (53) | (271) | (156) | (75) | (73) | (41) | (184) | (319) | (203) | (13) | (1,282) | (2,849) |
| 4483-IA | (480) | (4) | (3) | (4) | (5) | (3) | (2) | (2) | (2) | (6) | (37) | (25) | (4) | (97) |
| 4484-LA | (2,990) | (11) | (75) | (15) | (4) | (5) | (33) | (6) | (5) | (9) | (25) | (9) | (26) | (223) |
| 4485-TX | (18,061) | (118) | (12) | (14) | (26) | (53) | (94) | (47) | (61) | (102) | (67) | (40) | (17) | (651) |
| 4486-FL | (4,407) | (18) | (3) | (15) | (13) | (19) | (32) | (31) | (11) | (60) | (129) | (222) | (47) | (600) |
| 4487-NC | (2,067) | (5) | (3) | (15) | (104) | (144) | (6) | (2) | (14) | (44) | (83) | (39) | (39) | (498) |
| 4488-NJ | (3,877) | (124) | (121) | (15) | (26) | (98) | (178) | (53) | (20) | (65) | (17) | (17) | (210) | (944) |
| 4489-IL | (2,888) | (11) | (7) | (13) | (13) | (13) | (17) | (7) | (13) | (30) | (225) | (172) | (224) | (734) |
| 4490-MO | (1,026) | (13) | (62) | (8) | (11) | (7) | (12) | (6) | (7) | (5) | (2) | (3) | (30) | (166) |
| 4491-MD | (2,239) | (82) | (23) | (10) | (4) | (11) | (34) | (104) | (36) | (57) | (4) | (57) | (4) | (426) |
| 4492-SC | (887) | (57) | (2) | - | (1) | (2) | (2) | - | (1) | (4) | (26) | (54) | (24) | (173) |
| 4493-PR | (618) | - | - | (1) | (1) | (1) | (1) | - | - | (2) | (4) | (39) | (15) | (64) |
| 4494-MI | (2,556) | (51) | (71) | (7) | (7) | (9) | (15) | (25) | (7) | (3) | (440) | (117) | (112) | (859) |
| 4495-GU | (131) | (10) | - | - | (1) | - | (9) | - | - | - | - | (1) | - | (21) |
| 4496-MA | (2,821) | (99) | (65) | (66) | (45) | (20) | (36) | (44) | (92) | (107) | (412) | (164) | (52) | (1,202) |
| 4497-KY | (423) | (4) | - | - | (3) | (3) | (4) | (7) | - | (2) | (1) | (4) | (68) | (96) |
| 4498-CO | (2,302) | (70) | (3) | (2) | (52) | (4) | (2) | (3) | (5) | (3) | (9) | (10) | (97) | (260) |
| 4499-OR | (1,210) | (61) | (13) | (20) | (23) | (21) | (22) | (9) | (23) | (28) | (22) | (38) | (120) | (404) |
| 4500-CT | (959) | (116) | (5) | (3) | (7) | (21) | (11) | (32) | (99) | (51) | (32) | (9) | (15) | (401) |
| 4501-GA | (1,602) | (3) | (2) | (1) | (3) | (12) | (30) | (1) | (7) | (2) | (2) | (2) | (2) | (67) |
| 4502-DC | (890) | (23) | (10) | (15) | (26) | (45) | (54) | (3) | (1) | (29) | (14) | (3) | (2) | (225) |
| 4503-AL | (414) | (3) | - | - | (1) | (1) | (1) | (1) | (1) | (27) | (5) | (2) | (28) | (70) |
| 4504-KS | (491) | (2) | (3) | (2) | (1) | (38) | (23) | (1) | (1) | (5) | (12) | - | (13) | (101) |
| 4505-RI | (845) | (2) | (4) | (34) | (9) | (12) | (24) | (151) | (6) | (2) | (15) | (7) | (1) | (267) |
| 4506-PA | (2,996) | (13) | (53) | (21) | (62) | (30) | (74) | (85) | (124) | (29) | (149) | (14) | (3) | (657) |
| 4507-OH | (1,707) | (12) | (3) | (8) | (6) | (7) | (15) | (26) | (73) | (8) | (185) | (265) | (409) | (1,017) |
| 4508-MT | (135) | (1) | - | (5) | (1) | - | (1) | - | - | (4) | (2) | (2) | (16) | (32) |
| 4509-ND | (230) | - | (1) | (2) | (19) | (3) | (10) | (14) | (16) | (14) | - | (5) | - | (84) |
| 4510-HI | (675) | (2) | - | (1) | (3) | - | (3) | (17) | (3) | (47) | (1) | - | - | (77) |
| 4511-MP | (72) | - | - | (2) | - | - | (1) | - | (2) | (3) | - | - | - | (8) |
| 4512-VA | (1,328) | (38) | (41) | (14) | (3) | (8) | (54) | (34) | (23) | (1) | - | - | (2) | (218) |
| 4513-VI | (140) | - | - | - | (15) | - | - | (34) | - | - | - | - | (5) | (54) |
| 4514-TN | (893) | (5) | (12) | (22) | (5) | (37) | (5) | (12) | (1) | (7) | (21) | (64) | (41) | (232) |
| 4515-IN | (811) | (4) | (8) | (7) | (2) | (4) | (8) | (1) | (15) | (13) | (39) | (130) | (82) | (309) |
| 4516-NH | (331) | (10) | (10) | - | (10) | (6) | (13) | (5) | (19) | (3) | (15) | (9) | (37) | (137) |
| 4517-WV | (318) | (9) | (35) | (2) | (6) | (12) | (2) | (3) | (1) | (5) | (2) | (1) | - | (78) |
| 4518-AR | (287) | (7) | (1) | (5) | (3) | (3) | (5) | (1) | (1) | (10) | - | (75) | - | (111) |

Disaster Relief Fund Monthly Detailed Obligations FY 2023
(\$ in millions)

| Event/DR | Cumulative Obligations | October Actual | November Actual | December Actual | January Actual | February Actual | March Actual | April Actual | May Actual | June Estimated | July Estimated | August Estimated | September Estimated | FY 2023 Total |
|----------------------------------|------------------------|-------------------|-------------------|-------------------|-------------------|-------------------|-------------------|-------------------|-------------------|-------------------|-------------------|-------------------|---------------------|--------------------|
| | Through FY 2022 | | | | | | | | | | | | | |
| 4520-WI | (1,046) | (4) | - | (2) | (18) | (120) | (64) | (4) | (28) | (26) | (89) | (69) | (62) | (486) |
| 4521-NE | (381) | (9) | (2) | (6) | (4) | (2) | (2) | (1) | (1) | (4) | (16) | - | (39) | (86) |
| 4522-ME | (319) | (9) | (6) | (13) | (10) | (27) | (13) | (35) | (7) | (1) | (4) | (4) | (38) | (167) |
| 4523-NV | (675) | (13) | (1) | - | (1) | - | (8) | (4) | - | (1) | - | - | (22) | (50) |
| 4524-AZ | (1,392) | (1) | - | - | (1) | (1) | (1) | (1) | - | (7) | - | (1) | (199) | (212) |
| 4525-UT | (458) | (15) | (18) | (1) | (23) | (9) | (4) | (2) | - | (3) | (10) | (2) | (2) | (89) |
| 4526-DE | (309) | (4) | (4) | (5) | - | (2) | - | (1) | - | - | - | (1) | (25) | (42) |
| 4527-SD | (33) | - | - | - | (1) | (2) | (1) | (1) | (1) | (2) | (3) | (3) | (7) | (21) |
| 4528-MS | (672) | (12) | (14) | (11) | (3) | (9) | (16) | (1) | (2) | (1) | (1) | (2) | (7) | (79) |
| 4529-NM | (476) | (20) | (7) | (2) | (2) | (4) | (16) | (1) | (2) | (19) | (24) | - | (2) | (99) |
| 4530-OK | (399) | (2) | (1) | (1) | (1) | (2) | (5) | (2) | (3) | (9) | (24) | (6) | - | (56) |
| 4531-MN | (996) | (14) | (6) | (5) | (6) | (3) | (2) | (4) | (20) | (8) | (15) | (65) | (38) | (186) |
| 4532-VT | (496) | (19) | (16) | (1) | - | (11) | (30) | (6) | (7) | (22) | (29) | (1) | (10) | (152) |
| 4533-AK | (179) | (13) | (14) | (1) | (10) | (2) | (23) | (17) | (121) | (82) | (53) | (14) | (20) | (370) |
| 4534-ID | (294) | (2) | - | - | (1) | (6) | (4) | (1) | (1) | (1) | (11) | (5) | (17) | (49) |
| 4535-WY | (89) | (1) | - | - | - | (11) | (1) | - | (8) | (1) | - | - | (1) | (23) |
| 4537-AS | (16) | - | - | (2) | - | (1) | (2) | - | - | - | - | - | - | (5) |
| 4545-FL | - | - | (2) | - | - | - | - | - | - | - | - | - | - | (2) |
| 4582-AZ | (21) | - | - | - | - | - | - | - | - | - | - | - | - | - |
| 4591-TR | (2) | - | - | - | - | - | - | - | - | - | - | - | - | - |
| TOTAL | (103,426) | (1,649) | (897) | (933) | (1,045) | (1,763) | (1,216) | (1,138) | (2,118) | (1,476) | (4,155) | (3,823) | (4,252) | (24,465) |
| California Wildfires 2020 | | | | | | | | | | | | | | |
| 4558-CA | (549) | (6) | (2) | (7) | (10) | (1) | (7) | (14) | (1) | (49) | (3) | (2) | (13) | (115) |
| TOTAL | (549) | (6) | (2) | (7) | (10) | (1) | (7) | (14) | (1) | (49) | (3) | (2) | (13) | (115) |
| Laura | | | | | | | | | | | | | | |
| 4559-LA | (2,460) | (266) | (116) | (76) | (71) | (76) | (114) | (41) | (76) | (49) | (223) | (62) | (27) | (1,197) |
| 4572-TX | (65) | (1) | - | - | (1) | (4) | - | - | (1) | (7) | (6) | (4) | - | (24) |
| TOTAL | (2,525) | (267) | (116) | (76) | (72) | (80) | (114) | (41) | (77) | (56) | (229) | (66) | (27) | (1,221) |
| Oregon Wildfires 2020 | | | | | | | | | | | | | | |
| 4562-OR | (641) | (60) | (7) | (31) | (5) | (6) | (2) | (3) | (4) | (5) | (13) | (38) | (9) | (183) |
| TOTAL | (641) | (60) | (7) | (31) | (5) | (6) | (2) | (3) | (4) | (5) | (13) | (38) | (9) | (183) |
| Ida | | | | | | | | | | | | | | |
| 4611-LA | (4,269) | (286) | (135) | (92) | (81) | (60) | (130) | (109) | (71) | (183) | (157) | (33) | (29) | (1,366) |
| 4614-NJ | (450) | (20) | (21) | (15) | (24) | (9) | (13) | (3) | (12) | (38) | (67) | (38) | (55) | (315) |
| 4615-NY | (354) | (7) | (5) | (13) | (3) | (4) | (8) | (3) | (4) | (20) | (79) | (53) | (49) | (248) |
| 4618-PA | (211) | (5) | (6) | (7) | (6) | (4) | (6) | (3) | (6) | (2) | (5) | (10) | (17) | (77) |
| 4626-MS | (45) | - | (2) | (1) | (1) | - | - | - | (4) | - | - | - | - | (8) |
| 4627-DE | 1 | - | - | - | (1) | - | - | - | - | - | - | (1) | (2) | (4) |
| 4629-CT | (17) | (1) | - | - | (1) | (1) | - | - | - | (1) | (2) | (3) | (1) | (10) |
| TOTAL | (5,345) | (319) | (169) | (128) | (117) | (78) | (157) | (118) | (97) | (244) | (310) | (138) | (153) | (2,028) |
| Fiona | | | | | | | | | | | | | | |
| 4671-PR | (249) | (627) | 4 | (68) | (117) | (529) | (700) | (34) | (29) | (70) | (847) | (66) | (94) | (3,177) |
| TOTAL | (249) | (627) | 4 | (68) | (117) | (529) | (700) | (34) | (29) | (70) | (847) | (66) | (94) | (3,177) |
| Ian | | | | | | | | | | | | | | |
| 4673-FL | (90) | (2,458) | (17) | (139) | (145) | (180) | (265) | (95) | (199) | (96) | (68) | (233) | (157) | (4,052) |
| 4675-TR | - | - | (1) | - | - | (1) | - | (1) | - | - | - | - | - | (3) |
| 4677-SC | - | - | (1) | (4) | (2) | (2) | (3) | (1) | (2) | (2) | (2) | (3) | (3) | (25) |
| TOTAL | (90) | (2,458) | (19) | (143) | (147) | (183) | (268) | (97) | (201) | (98) | (70) | (236) | (160) | (4,080) |
| TOTAL | \$ (272,762) | \$ (5,793) | \$ (1,592) | \$ (1,810) | \$ (1,998) | \$ (3,067) | \$ (3,282) | \$ (2,245) | \$ (3,848) | \$ (2,315) | \$ (6,298) | \$ (5,348) | \$ (7,105) | \$ (44,701) |

APPENDIX C: Hurricanes Sandy, Harvey, Irma, and Maria, COVID-19 and Disasters Declared Since August 1, 2017
(Actuals/Estimated Obligations by Program)

Hurricanes Sandy, Harvey, Irma and Maria, COVID-19, and Disasters Declared Since August 1, 2017
FY 2023 Actuals/Estimated
as of May 31, 2023
(\$ in millions)

| | Cumulative Obligations Through FY 2022 ⁽¹⁾ | Actual 1st Qtr | Actual 2nd Qtr | Actual/Estimated 3rd Qtr | Estimated 4th Qtr | FY 2023 Totals | Totals Through FY 2023 |
|-----------------------|---|----------------|----------------|--------------------------|-------------------|----------------|------------------------|
| SANDY | | | | | | | |
| Public Assistance | \$ 16,911 | \$ 64 | \$ 22 | \$ 7 | \$ 125 | \$ 218 | \$ 17,129 |
| Individual Assistance | 1,601 | - | - | - | - | - | 1,601 |
| Mitigation | 1,660 | - | - | - | 52 | 52 | 1,712 |
| Operations | 318 | - | - | - | - | - | 318 |
| Administrative | 1,584 | 10 | 5 | 2 | 3 | 20 | 1,604 |
| Total | \$ 22,074 | \$ 74 | \$ 27 | \$ 9 | \$ 180 | \$ 290 | \$ 22,364 |

| | Cumulative Obligations Through FY 2022 ⁽¹⁾ | Actual 1st Qtr | Actual 2nd Qtr | Actual/Estimated 3rd Qtr | Estimated 4th Qtr | FY 2023 Totals | Totals Through FY 2023 |
|-----------------------|---|----------------|----------------|--------------------------|-------------------|----------------|------------------------|
| HARVEY | | | | | | | |
| Public Assistance | \$ 2,820 | \$ 18 | \$ 7 | \$ 15 | \$ 10 | \$ 50 | \$ 2,870 |
| Individual Assistance | 2,878 | - | - | - | - | - | 2,878 |
| Mitigation | 335 | 6 | 68 | 33 | 39 | 146 | 481 |
| Operations | 184 | (3) | 0 | - | - | (3) | 181 |
| Administrative | 1,778 | 8 | 5 | 6 | 5 | 24 | 1,802 |
| Total | \$ 7,995 | \$ 29 | \$ 80 | \$ 54 | \$ 54 | \$ 217 | \$ 8,212 |

| | Cumulative Obligations Through FY 2022 ⁽¹⁾ | Actual 1st Qtr | Actual 2nd Qtr | Actual/Estimated 3rd Qtr | Estimated 4th Qtr | FY 2023 Totals | Totals Through FY 2023 |
|-----------------------|---|----------------|----------------|--------------------------|-------------------|----------------|------------------------|
| IRMA | | | | | | | |
| Public Assistance | \$ 2,674 | \$ 9 | \$ 4 | \$ 12 | \$ 28 | \$ 53 | \$ 2,727 |
| Individual Assistance | 1,311 | - | - | - | - | - | 1,311 |
| Mitigation | 344 | 17 | 8 | 12 | 8 | 45 | 389 |
| Operations | 250 | - | - | - | - | - | 250 |
| Administrative | 1,182 | 2 | 3 | 2 | 2 | 9 | 1,191 |
| Total | \$ 5,761 | \$ 28 | \$ 15 | \$ 26 | \$ 38 | \$ 107 | \$ 5,868 |

| | Cumulative Obligations Through FY 2022 ⁽¹⁾ | Actual 1st Qtr | Actual 2nd Qtr | Actual/Estimated 3rd Qtr | Estimated 4th Qtr | FY 2023 Totals | Totals Through FY 2023 |
|-----------------------|---|----------------|-----------------|--------------------------|-------------------|-----------------|------------------------|
| MARIA | | | | | | | |
| Public Assistance | \$ 32,216 | \$ 819 | \$ 1,323 | \$ 2,001 | \$ 3,332 | \$ 7,475 | \$ 39,691 |
| Individual Assistance | 2,441 | - | - | - | - | - | 2,441 |
| Mitigation | 309 | 21 | 34 | 49 | 50 | 154 | 463 |
| Operations | 4,300 | - | - | - | - | - | 4,300 |
| Administrative | 3,932 | 35 | 56 | 41 | 40 | 172 | 4,104 |
| Total | \$ 43,198 | \$ 875 | \$ 1,413 | \$ 2,091 | \$ 3,422 | \$ 7,801 | \$ 50,999 |

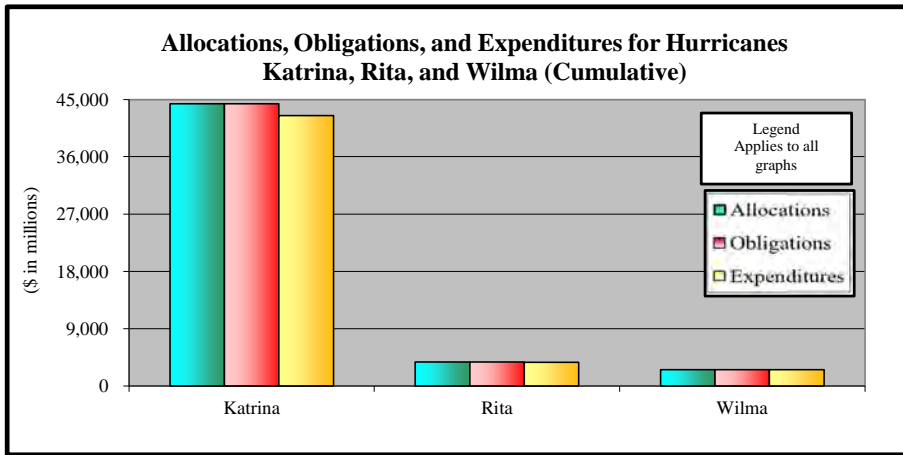
| | Cumulative Obligations Through FY 2022 ⁽¹⁾ | Actual 1st Qtr | Actual 2nd Qtr | Actual/Estimated 3rd Qtr | Estimated 4th Qtr | FY 2023 Totals | Totals Through FY 2023 |
|-----------------------|---|-----------------|-----------------|--------------------------|-------------------|------------------|------------------------|
| COVID-19 | | | | | | | |
| Public Assistance | \$ 55,531 | \$ 3,288 | \$ 3,613 | \$ 4,471 | \$ 11,697 | \$ 23,069 | \$ 78,600 |
| Individual Assistance | 40,273 | 73 | 153 | 81 | 64 | 371 | 40,644 |
| Mitigation | 62 | 66 | 113 | 76 | 417 | 672 | 734 |
| Operations | 6,478 | 5 | 30 | 2 | - | 37 | 6,515 |
| Administrative | 1,082 | 47 | 115 | 102 | 52 | 316 | 1,398 |
| Total | \$ 103,426 | \$ 3,479 | \$ 4,024 | \$ 4,732 | \$ 12,230 | \$ 24,465 | \$ 127,891 |

| | Cumulative Obligations Through FY 2022 ⁽¹⁾ | Actual 1st Qtr | Actual 2nd Qtr | Actual/Estimated 3rd Qtr | Estimated 4th Qtr | FY 2023 Totals | Totals Through FY 2023 |
|---|---|-----------------|-----------------|--------------------------|-------------------|------------------|------------------------|
| Disasters Declared Since 8/1/2017 ⁽²⁾ | | | | | | | |
| Public Assistance | \$ 109,741 | \$ 6,514 | \$ 6,349 | \$ 7,451 | \$ 17,168 | \$ 37,482 | \$ 147,223 |
| Individual Assistance | 53,184 | 1,851 | 558 | 499 | 155 | 3,063 | 56,247 |
| Mitigation | 2,015 | 198 | 323 | 434 | 1,098 | 2,053 | 4,068 |
| Operations | 12,870 | 223 | 1,155 | 42 | 765 | 2,185 | 15,055 |
| Administrative | 13,648 | 1,189 | 631 | 679 | 442 | 2,941 | 16,589 |
| Total | \$ 191,458 | \$ 9,975 | \$ 9,016 | \$ 9,105 | \$ 19,628 | \$ 47,724 | \$ 239,182 |

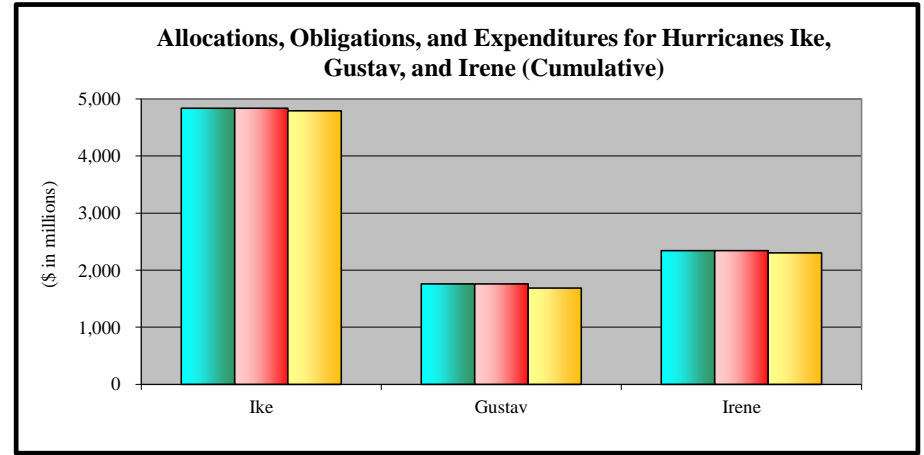
(1) Adjusted for recoveries that occur in FY 2023 against prior-year obligations.

(2) Per section 1224 of DRRRA (P.L. 115-254).

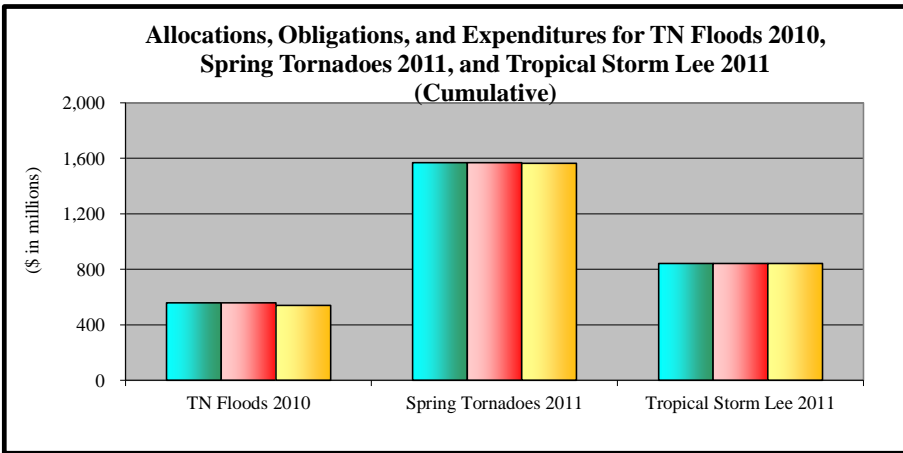
as of May 31, 2023



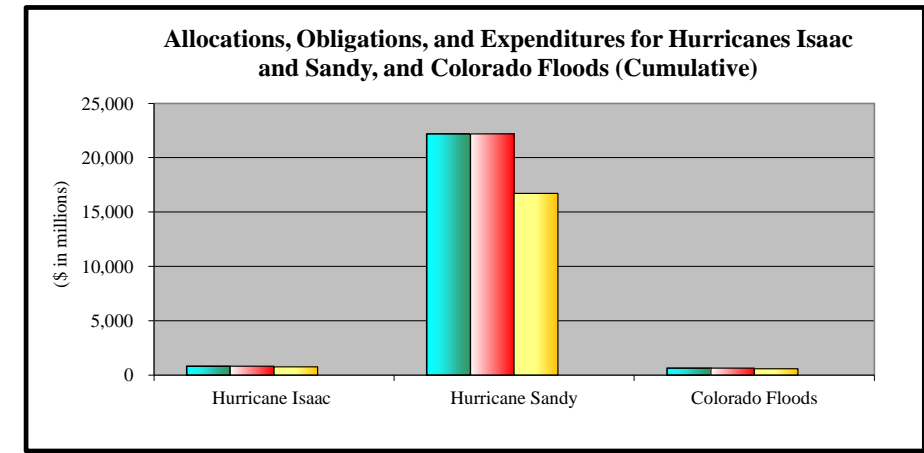
| | Katrina | Rita | Wilma | Total |
|--------------|-----------|----------|----------|-----------|
| Allocations | \$ 44,343 | \$ 3,799 | \$ 2,567 | \$ 50,709 |
| Obligations | 44,343 | 3,799 | 2,567 | 50,709 |
| Expenditures | \$ 42,454 | \$ 3,753 | \$ 2,563 | \$ 48,770 |



| | Ike | Gustav | Irene | Total |
|--------------|----------|----------|----------|----------|
| Allocations | \$ 4,840 | \$ 1,758 | \$ 2,341 | \$ 8,939 |
| Obligations | 4,840 | 1,758 | 2,341 | 8,939 |
| Expenditures | \$ 4,795 | \$ 1,687 | \$ 2,305 | \$ 8,787 |



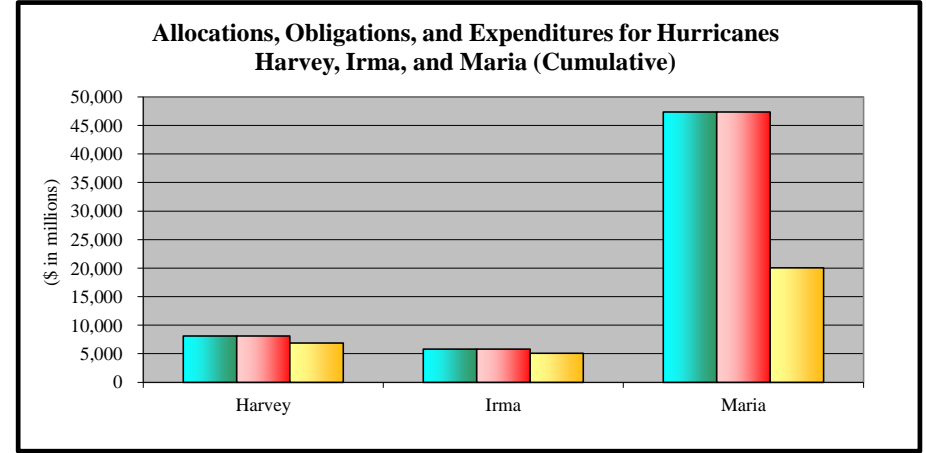
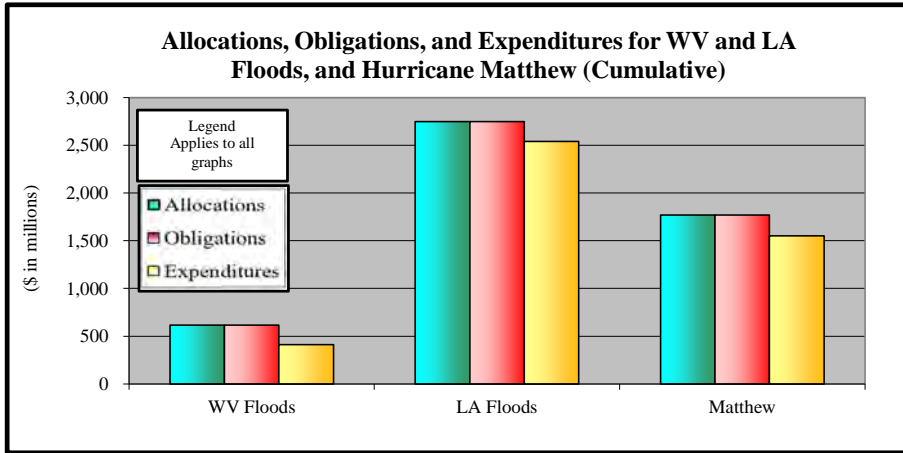
| | TN Floods 2010 | Spring Tornadoes 2011 | Tropical Storm Lee 2011 | Total |
|--------------|----------------|-----------------------|-------------------------|----------|
| Allocations | \$ 559 | \$ 1,569 | \$ 843 | \$ 2,971 |
| Obligations | 559 | 1,569 | 843 | 2,971 |
| Expenditures | \$ 540 | \$ 1,565 | \$ 842 | \$ 2,947 |



| | Hurricane Isaac | Hurricane Sandy | Colorado Floods | Total |
|--------------|-----------------|-----------------|-----------------|-----------|
| Allocations | \$ 827 | \$ 22,182 | \$ 652 | \$ 23,661 |
| Obligations | 827 | 22,182 | 652 | 23,661 |
| Expenditures | \$ 759 | \$ 16,718 | \$ 583 | \$ 18,060 |

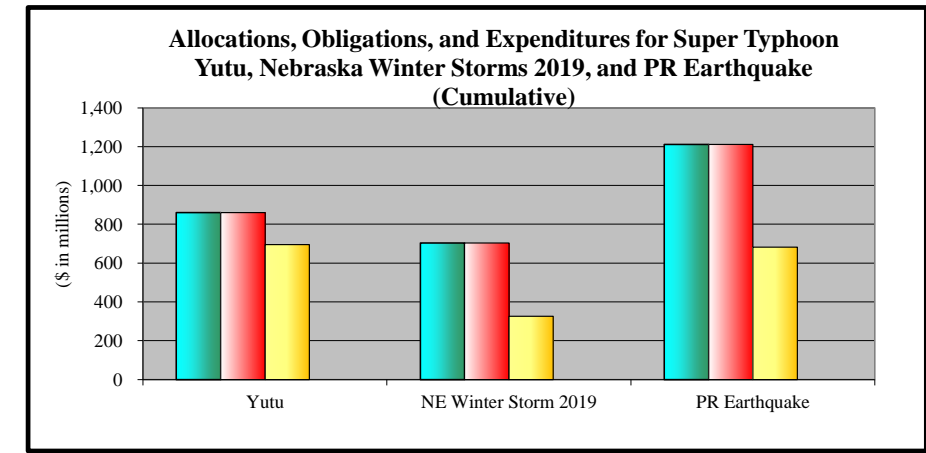
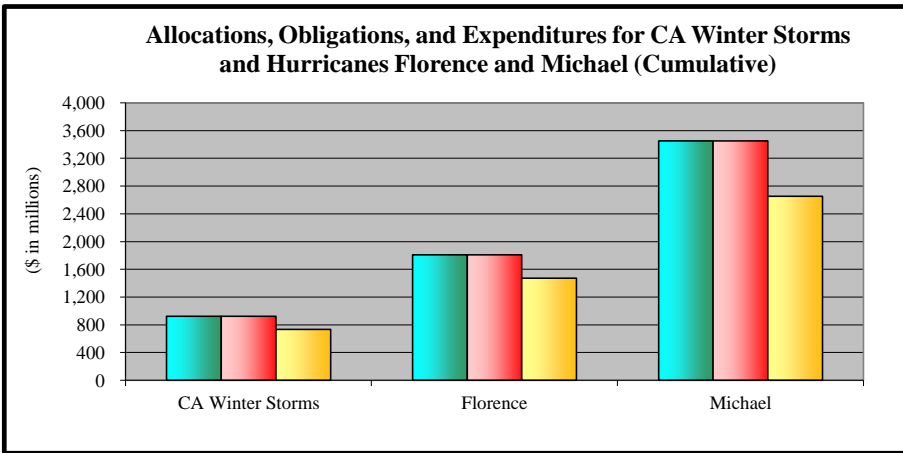
Source of financial information is IFMIS.
Total obligations include prior-year deobligations.

as of May 31, 2023



| | WV Floods | LA Floods | Matthew | Total |
|--------------|-----------|-----------|----------|----------|
| Allocations | \$ 617 | \$ 2,749 | \$ 1,771 | \$ 5,137 |
| Obligations | 617 | 2,749 | 1,771 | 5,137 |
| Expenditures | \$ 413 | \$ 2,540 | \$ 1,552 | \$ 4,505 |

| | Harvey | Irma | Maria | Total |
|--------------|----------|----------|-----------|-----------|
| Allocations | \$ 8,153 | \$ 5,826 | \$ 47,373 | \$ 61,352 |
| Obligations | 8,150 | 5,826 | 47,362 | 61,338 |
| Expenditures | \$ 6,920 | \$ 5,124 | \$ 20,079 | \$ 32,123 |

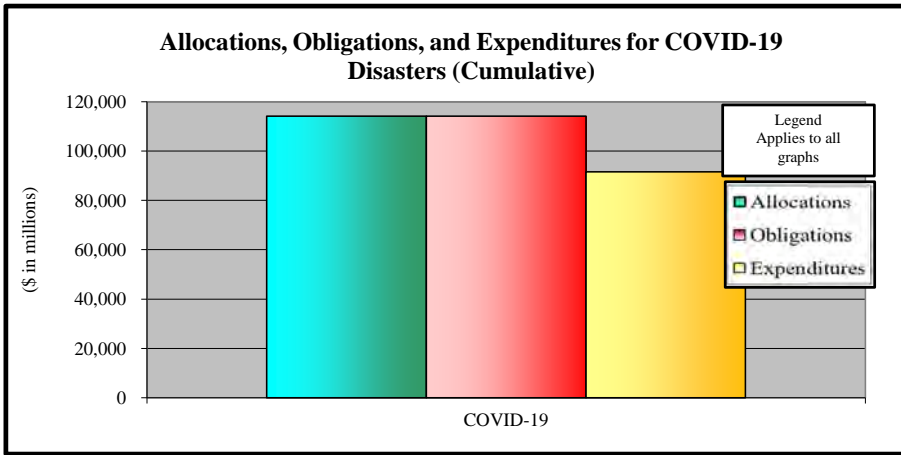


| | CA Winter Storms | Florence | Michael | Total |
|--------------|------------------|----------|----------|----------|
| Allocations | \$ 927 | \$ 1,810 | \$ 3,453 | \$ 6,190 |
| Obligations | 926 | 1,810 | 3,453 | 6,189 |
| Expenditures | \$ 735 | \$ 1,473 | \$ 2,653 | \$ 4,861 |

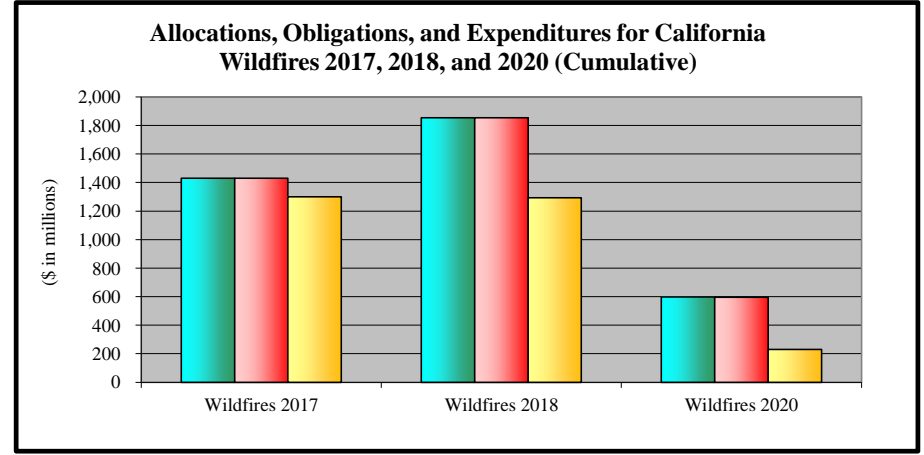
| | Yutu | NE Winter Storm 2019 | PR Earthquake | Total |
|--------------|--------|----------------------|---------------|----------|
| Allocations | \$ 861 | \$ 704 | \$ 1,212 | \$ 2,777 |
| Obligations | 860 | 704 | 1,212 | 2,776 |
| Expenditures | \$ 695 | \$ 326 | \$ 682 | \$ 1,703 |

Source of financial information is IFMIS.
Total obligations include prior-year deobligations.

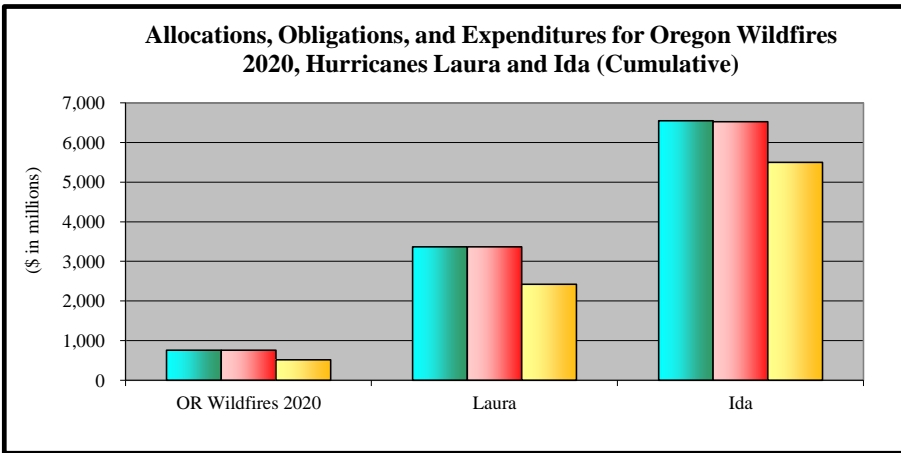
as of May 31, 2023



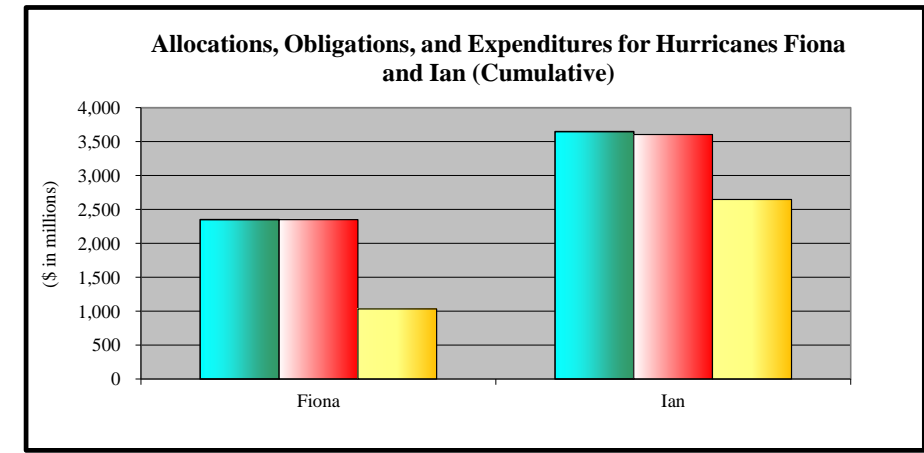
| | COVID-19 | Total |
|--------------|------------|------------|
| Allocations | \$ 114,256 | \$ 114,256 |
| Obligations | 114,185 | 114,185 |
| Expenditures | \$ 91,711 | \$ 91,711 |



| | Wildfires 2017 | Wildfires 2018 | Wildfires 2020 | Total |
|--------------|----------------|----------------|----------------|----------|
| Allocations | \$ 1,431 | \$ 1,856 | \$ 598 | \$ 3,885 |
| Obligations | 1,430 | 1,855 | 597 | 3,882 |
| Expenditures | \$ 1,302 | \$ 1,294 | \$ 231 | \$ 2,827 |



| | OR Wildfires 2020 | Laura | Ida | Total |
|--------------|-------------------|----------|----------|-----------|
| Allocations | \$ 760 | \$ 3,369 | \$ 6,553 | \$ 10,682 |
| Obligations | 759 | 3,368 | 6,528 | 10,655 |
| Expenditures | \$ 517 | \$ 2,428 | \$ 5,502 | \$ 8,447 |

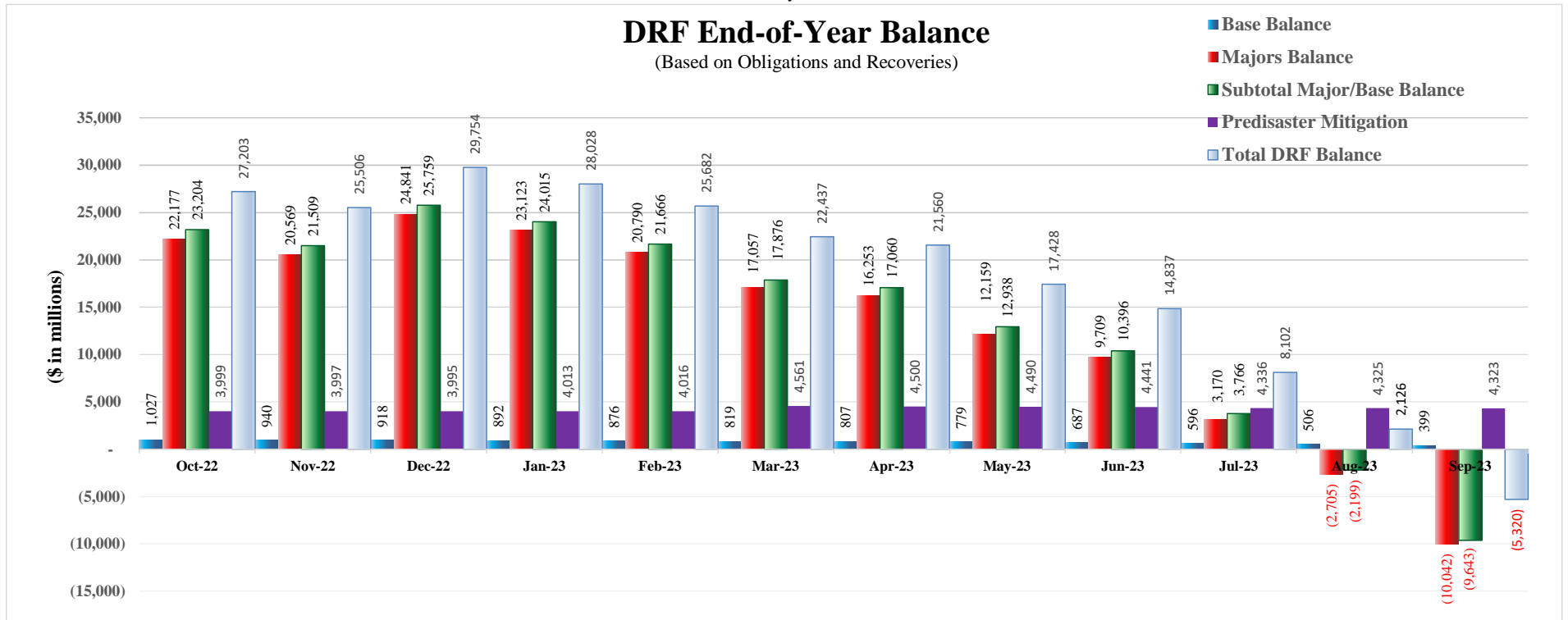


| | Fiona | Ian | Total |
|--------------|----------|----------|----------|
| Allocations | \$ 2,350 | \$ 3,649 | \$ 5,999 |
| Obligations | 2,349 | 3,606 | 5,955 |
| Expenditures | \$ 1,037 | \$ 2,646 | \$ 3,683 |

Source of financial information is IFMIS.
Total obligations include prior-year deobligations.

APPENDIX E: Fund Exhaustion Date

as of May 31, 2023



| DRF End-of-Month Balance | Oct-22 | Nov-22 | Dec-22 | Jan-23 | Feb-23 | Mar-23 | Apr-23 | May-23 | Jun-23 | Jul-23 | Aug-23 | Sep-23 |
|-----------------------------|-----------|-----------|-----------|-----------|-----------|-----------|-----------|-----------|-----------|----------|----------|------------|
| Base Balance | \$ 1,027 | \$ 940 | \$ 918 | \$ 892 | \$ 876 | \$ 819 | \$ 807 | \$ 779 | \$ 687 | \$ 596 | \$ 506 | \$ 399 |
| Majors Balance | 22,177 | 20,569 | 24,841 | 23,123 | 20,790 | 17,057 | 16,253 | 12,159 | 9,709 | 3,170 | (2,705) | (10,042) |
| Subtotal Major/Base Balance | 23,204 | 21,509 | 25,759 | 24,015 | 21,666 | 17,876 | 17,060 | 12,938 | 10,396 | 3,766 | (2,199) | (9,643) |
| Predisaster Mitigation | 3,999 | 3,997 | 3,995 | 4,013 | 4,016 | 4,561 | 4,500 | 4,490 | 4,441 | 4,336 | 4,325 | 4,323 |
| Total DRF Balance | \$ 27,203 | \$ 25,506 | \$ 29,754 | \$ 28,028 | \$ 25,682 | \$ 22,437 | \$ 21,560 | \$ 17,428 | \$ 14,837 | \$ 8,102 | \$ 2,126 | \$ (5,320) |

APPENDIX F: FY 2023 DRF Bridge Table

FY 2023 DRF Bridge Table

| Event | Baseline | FY 2023 Total Obligations (\$ in millions) | | | | Changes from Baseline | | Month-to-Month Change | |
|--|------------|--|-----------------------------|----------------------|-------------------------|--|---|-----------------------|--|
| | | Current Month as of Jun-23 | Previous Month as of May-23 | Change from Baseline | Change from Prior Month | Cause/Reason | Cause/Reason | | |
| DRF Base Activities | | | | | | | | | |
| Emergencies | \$ 109 | \$ 109 | \$ 109 | \$ - | \$ - | No adjustments at this time. | No adjustments at this time. | | |
| Fire Management | 168 | 168 | 168 | - | - | No adjustments at this time. | No adjustments at this time. | | |
| Surge | 67 | 67 | 67 | - | - | No adjustments at this time. | No adjustments at this time. | | |
| Disaster Support & Other Activities Total | 461 | 569 | 569 | 108 | - | \$33M increase for Temporary Housing Storage Site, Selma AL tornado damages. \$1M increase for FY 2023 enactment. \$74M increase for purchases of travel trailers and mobile home housing units to replace those damaged during the Selma tornado. | No adjustments at this time. | | |
| DRS | 429 | 537 | 537 | 108 | - | | | | |
| Other Activities | 32 | 32 | 32 | - | - | | | | |
| Base Subtotal | 805 | 913 | 913 | 108 | - | | | | |
| DRF DR Activities | | | | | | | | | |
| Average Monthly Major DR Activity (Non-Cat.) | 2,876 | 3,876 | 3,376 | 1,000 | 500 | \$1,000M increase for anticipated requirements above the historical average. | \$500M increase for anticipated requirements above the historical average. | | |
| Katrina Rita Wilma | 124 | 194 | 205 | 70 | (11) | Public Assistance: \$58M net increase due to project cost versions for housing, water main repair, emergency protective measure, government and school buildings replacement and repair, water distribution, park repair projects and a community improvement project in 1603 LA; \$3M net increase for revised estimates and state management costs greater than anticipated in 1607 LA; (\$1M) net decrease due to revised recoveries following legal review 1609 FL. Hazard Mitigation: (\$8M) decrease due to drainage cost less than projected in 1603 LA; \$2M net increase due to closeout cost overruns in 1604 MS; \$16M increase due to elevation project additional scope and costs at closeout in 1607 LA. Administration: (\$2M) net decrease due to revised technical assistance contract estimate in 1603 LA. Other Activity: \$2M. | Public Assistance: (\$3M) decrease due to costs less than anticipated for closeout versions in 1603 LA; \$1M increase due to state management cost greater than anticipated. Hazard Mitigation: (\$9M) decrease due to drainage project cost less than projected in 1603 LA. | | |
| Gustav | 14 | 4 | 4 | (10) | - | Public Assistance: (\$3M) net decrease due to withdrawn office building project in 1786 LA. Hazard Mitigation: (\$7M) decrease due to the withdrawal of several drainage cost versions in 1786 LA. Administration: (\$1M) decrease due to revised technical assistance contract in 1786 LA. Other Activity: \$1M. | No adjustments at this time. | | |
| Ike | 2 | 6 | 5 | 4 | 1 | Public Assistance: \$4M net increase primarily due to new cost version of trolley project and several revised cost estimates in 1791 TX. Hazard Mitigation: (\$1M) decrease due to wind retrofit project removed in 1792 LA. Administration: \$1M net increase due to revised technical assistance contract cost estimate in 1791 TX. | Public Assistance: \$1M increase due to additional costs for public buildings and wastewater projects in 1791 TX. | | |
| TN Floods | 1 | 1 | 1 | - | - | No adjustments at this time. | No adjustments at this time. | | |
| 2011 Spring Tornadoes | - | - | - | - | - | No adjustments at this time. | No adjustments at this time. | | |
| Irene | 6 | 6 | 6 | - | - | No adjustments at this time. | No adjustments at this time. | | |
| Lee | 7 | 19 | 19 | 12 | - | Public Assistance: \$12M increase due to new cost versions of water treatment project and management cost estimates and accelerated water treatment plant projects in 4031 NY. | No adjustments at this time. | | |
| Isaac | 3 | 4 | 4 | 1 | - | Other Activity: \$1M. | No adjustments at this time. | | |
| Sandy | 290 | 290 | 278 | - | 12 | Public Assistance: \$18M net increase primarily due to additional costs for schools and power projects in 4085 NY; (\$16M) net decrease primarily due to wastewater project delayed in 4086 NJ. Administration: (\$6M) net decrease primarily due to adjustments to staffing and technical assistance contracts estimates to align with actual costs in 4085 NY. Other Activity: \$4M. | Public Assistance: \$18M net increase primarily due to additional costs for schools and power projects in 4085 NY. Administration: (\$7M) net decrease primarily due to adjustments to staffing and technical assistance contracts estimates to align with actual costs in 4085 NY. Other Activity: \$1M. | | |
| 2013 Colorado Flood | 3 | 12 | - | 9 | 12 | Activity in 4145 CO: Public Assistance: \$11M net increase primarily due to roads project added. Other Activity (\$2M). | Activity in 4145 CO: Public Assistance: \$12M net increase primarily due to roads project added. | | |
| WV Floods 4273 | 50 | 49 | 49 | (1) | - | Activity in 4273 WV: Hazard Mitigation: (\$1M) net decrease due to technical adjustments. Administration: (\$1M) net decrease due to adjustments to staffing estimates to align with actual costs. Other Activity: \$1M. | No adjustments at this time. | | |

| | | | | | | | |
|--------------------------|-------|-------|-------|------|------|--|---|
| LA Floods 4277 | 17 | 37 | 37 | 20 | - | Activity in 4277 LA: Public Assistance: \$3M increase due to several new cost versions and insurance less than anticipated for school repair. Hazard Mitigation: \$18M increase due to new detention pond cost estimate and additional cost versions for acquisition and elevation projects. Administration: (\$1M) net decrease due revised technical assistance contract estimate. | No adjustments at this time. |
| Matthew | 115 | 35 | 41 | (80) | (6) | Public Assistance: (\$11M) net decrease primarily due to delays in piers, roads, and wastewater projects in 4283 FL; (\$4M) decrease due to delays in water and wastewater projects in 4284 GA; (\$59M) net decrease primarily due to withdrawn facility relocation project and reduced costs for water control project in 4285 NC. Hazard Mitigation: (\$7M) net decrease primarily due to delayed drainage projects in 4283 FL; (\$5M) net decrease due to several delayed projects in 4286 SC; \$2M increase due to new cost version of elevation project in 4285 NC. Administration: \$2M increase due to adjustments to staffing estimates to align with actual costs in 4285 NC. Other Activity: \$2M. | Public Assistance: (\$3M) net decrease primarily due to delay in wastewater project in 4283 FL; (\$4M) decrease due to delays in water and wastewater projects in 4284 GA; \$1M increase due to additional cost versions for roads projects 4285 NC. |
| CA Winter Storms | 70 | 73 | 81 | 3 | (8) | Activity in 4308 CA: Hazard Mitigation: \$9M net increase due to new fire mitigation projects submitted and phased earthquake mitigation project schedule. Other Activity: (\$6M). | Activity in 4308 CA: Hazard Mitigation: (\$8M) decrease due to delays in drainage and transit projects. |
| Harvey | 207 | 217 | 226 | 10 | (9) | Public Assistance: (\$8M) net decrease primarily due to alignment of wastewater projects estimates with strategic funds management schedule in 4332 TX. Hazard Mitigation: \$21M net increase primarily due to accelerated review of bank stabilization and drainage projects and new cost versions for drainage projects in 4332 TX. Administration: (\$5M) decrease due to adjustments to staffing and technical assistance contract estimates to align with actual costs in 4332 TX. Other Activity: \$2M. | Public Assistance: (\$13M) decrease due to alignment of wastewater projects estimates with strategic funds management schedule in 4332 TX; Hazard Mitigation: \$5M increase primarily due to new cost versions for drainage projects in 4332 TX. Administration: (\$1M) decrease due to alignment of technical assistance contract staff estimates with actual costs in 4332 TX. |
| Irma | 126 | 107 | 112 | (19) | (5) | Public Assistance: \$2M increase due to additional cost versions for and accelerated review of debris and emergency protective measures projects in 4337 FL; (\$5M) decrease due to a technical adjustment in 4338 GA. Hazard Mitigation: (\$8M) decrease due to withdrawn generator project and delays in drainage and flood control projects in 4337 FL. Operations: \$1M increase for Urban Search and Rescue mission assignment cost reconciliation in 4336 PR. Administration: \$1M net increase primarily due to alignment of personnel estimates with operational needs in 4336 PR; (\$7M) decrease due to reduced technical assistance contract estimate in 4337 FL. Other Activity: (\$3M). | Public Assistance: \$2M increase due to additional cost versions for and accelerated review of debris and emergency protective measures projects in 4337 FL. Hazard Mitigation: (\$7M) decrease due to delays in drainage and flood control projects in 4337 FL. Administration: \$1M net increase primarily due to alignment of personnel estimates with operational needs in 4336 PR; (\$1M) net decrease primarily due to alignment of technical assistance contract estimates with actual costs in 4337 FL. |
| Maria | 7,292 | 7,801 | 7,829 | 509 | (28) | Public Assistance: \$702M net increase due to accelerated reviews, new cost versions, and revised estimates for public buildings, utilities, hospitals, and management cost projects in 4339 PR; (\$190M) net decrease primarily due to delayed schools and potable water system projects and revised estimates for schools projects in 4340 VI. Hazard Mitigation: (\$3M) net decrease primarily due to projects reclassified as backup projects in 4339 PR; \$15M increase due to new geodetic benchmark, safe room, and slope stabilization projects in 4340 VI. Administration: (\$11M) decrease due to adjustments to staffing and facilities estimates to align with actual costs in 4339 PR; (\$2M) decrease due to adjustments to staffing estimates to align with actual costs in 4340 VI. Other Activity (\$2M). | Public Assistance: \$119M net increase primarily due to accelerated reviews and new cost versions for public buildings, utilities, and management cost projects in 4339 PR; (\$156M) decrease due to schools projects delayed in 4340 VI. Hazard Mitigation: \$2M increase due to accelerated review of generators projects in 4339 PR; \$9M increase due to slope stabilization projects added in 4340 VI. Administration: (\$2M) net decrease primarily due to adjustments to staffing estimates to align with actual costs in 4339 PR. |
| CA Wildfires 2017 | 67 | 66 | 70 | (1) | (4) | Activity in 4344 CA: Public Assistance: (\$2M) decrease primarily due to a version cost estimate reduced. Hazard Mitigation: \$1M net increase primarily due to a revised flood mitigation project cost and a new cost version of water reservoir project. | Activity in 4344 CA: Public Assistance: (\$2M) decrease primarily due to a version cost estimate reduced for a Sonoma County emergency protection project. Hazard Mitigation: (\$2M) net decrease primarily due a scope of work adjustment for a floodplain restoration project. |
| Florence | 43 | 51 | 50 | 8 | 1 | Public Assistance: \$5M increase due to new management cost project and additional costs for facility replacement project and emergency protective measures, roads, and recreational facilities projects in 4393 NC; \$1M increase primarily due to additional costs for donated resources in 4394 SC. Hazard Mitigation: (\$3M) net decrease due to several delayed projects in 4393 NC; \$1M increase due to new retrofit project in 4394 SC. Operations: \$1M increase due to increased funding for urban search and rescue in 4393 NC. Other Activity: \$3M. | Other Activity: \$1M. |
| Michael | 162 | 149 | 166 | (13) | (17) | Hazard Mitigation: (\$9M) net decrease primarily due to phase one delays for drainage projects in 4399 FL; (\$6M) net decrease primarily due to cost reduced to fund phase one and phase two cost delayed for a port authority project in 4400 GA. Administration: \$2M net increase due to adjustments to staffing estimates to align with actual costs in 4399 FL. | Public Assistance: (\$1M) decrease primarily due to technical adjustment in 4399 FL. Hazard Mitigation: (\$9M) net decrease primarily due to phase one delays on several drainage projects in 4399 FL; (\$6M) decrease primarily due to costs reduced to fund phase one and phase two costs delayed to next fiscal year for a port authority project in 4400 GA. Other Activity: (\$1M). |
| Yutu 4404 | 66 | 50 | 52 | (16) | (2) | Activity in 4404 MP: Public Assistance: (\$3M) decrease due to delay in processing closeout version of emergency protective measures project. Hazard Mitigation: (\$11M) decrease due to management cost project withdrawn. Individual Assistance: (\$3M) decrease due to cost savings for Mobile Homes contract. Other Activity: \$1M. | Activity in 4404 MP: Public Assistance: (\$3M) decrease due to delay in processing closeout version of emergency protective measures project. Other Activity: \$1M. |

| | | | | | | | |
|-----------------------------------|--------|--------|--------|-------|-------|--|--|
| CA Wildfires 2018 | 364 | 55 | 362 | (309) | (307) | Activity in 4407 CA: Public Assistance: (\$309M) decrease primarily due to building project withdrawn and delays in debris projects. | Activity in 4407 CA: Public Assistance: (\$307M) net decrease primarily due to delays in debris projects. |
| Nebraska Winter Storm 2019 | 26 | 23 | 24 | (3) | (1) | Activity in 4420 NE: Public Assistance: (\$4M) net decrease due to unrealized bridge repair and drainage projects. Other Activity: \$1M. | Activity in 4420 NE: Hazard Mitigation: (\$1M) decrease due to delays in acquisition and stormwater projects. |
| PR Earthquakes 4473 | 167 | 183 | 179 | 16 | 4 | Activity in 4473 PR: Public Assistance: \$21M net increase primarily due to accelerated review of temporary facility, library replacement and theater repair projects, and new costs version in schools project. Hazard Mitigation: (\$2M) net decrease due to delays in a phased stormwater improvement project. Administration: (\$1M) net decrease due to adjustments to staffing estimates to align with actual costs. Other Activity: (\$2M). | Activity in 4473 PR: Public Assistance: \$4M net increase primarily due to new costs version in schools project. |
| COVID-19 | 19,252 | 24,465 | 25,223 | 5,213 | (758) | Activity in COVID-19 Disasters: Public Assistance: \$5,052M net increase primarily due to additional and extended vaccine testing, supplies, operations, non-congregate sheltering, PPE supplies, contract labor, and management costs. Hazard Mitigation: (\$2M) net decrease primarily due to revised flood hazard analysis and flood safe land use acquisition projects. Individual Assistance: (\$22M) net decrease due to revised cost estimates for funeral assistance. Operations: \$35M net increase for extensions of U.S. National Guard and other federal assistance to support medical staffing, vaccination, and testing. Administration: \$153M net increase due to increased costs for staffing, technical assistance contracts, facilities, and supplies. Other Activity: (\$3M). | Activity in COVID-19 Disasters: Public Assistance: (\$859M) net decrease primarily due to revised cost estimates and project delays. Hazard Mitigation: \$69M net increase primarily due to projects added or accelerated. Individual Assistance: \$6M net increase due to revised funeral assistance costs. Operations: \$1M increase due to revised projections for federal assistance. Administration: \$25M net increase primarily due to adjustments to staffing estimates to align with actual costs. |
| California Wildfires 2020 | 472 | 115 | 202 | (357) | (87) | Activity in 4558 CA: Public Assistance: (\$356M) decrease due to processing delays in emergency protective measures, debris, water and parks projects. Hazard Mitigation: (\$1M) decrease due to water utilities project processing delay. | Activity in 4558 CA: Public Assistance: (\$87M) net decrease due to processing delays in debris, water, and parks projects. |
| Laura | 783 | 1,221 | 1,190 | 438 | 31 | Public Assistance: \$426M net increase primarily due to increased costs and new projects for emergency protective measures, buildings, power utilities, schools and management costs in 4559 LA; (\$4M) net decrease due to revised costs and delays for beach and water control projects in 4572 TX. Hazard Mitigation: \$22M net increase primarily due to dock transit shed repair and drainage study projects added, accelerated review for a drainage study project, and cost increases for power and management costs projects in 4559 LA; \$11M increase due to new generator, drainage and management projects added and projects accelerated in 4572 TX. Individual Assistance: (\$17M) net decrease due to reduced direct housing, mobile homes and disaster case management estimates in 4559 LA. Administration: (\$1M) decrease due to adjustments to staffing estimates to align with actual costs in 4559 LA. Other Activity: \$1M. | Public Assistance: \$30M net increase primarily due to schools and utilities projects and costs added in 4559 LA. Hazard Mitigation: \$1M net increase due to drainage study project added in 4559 LA; \$2M net increase due to generators and management cost projects added in 4572 TX. Administration: (\$1M) decrease due to adjustments to staffing estimates to align with actual costs in 4559 LA. Other Activity: (\$1M) |
| Oregon Wildfires 2020 | 241 | 183 | 194 | (58) | (11) | Activity in 4562 OR: Public Assistance: (\$55M) net decrease primarily due to delayed, withdrawn, or reduced estimates for debris, emergency protective measures, public buildings, utilities, hatch house repair, and generator projects. Individual Assistance: \$2M increase due to revised disaster case management costs. Administration: (\$6M) net decrease due to reduced staffing estimates and reduced facilities costs. Other Activity: \$1M. | Activity in 4562 OR: Public Assistance: (\$12M) net decrease primarily due delays in debris, public buildings, and utilities projects. Hazard Mitigation: \$1M increase decrease due new water control projects. |
| Ida | 2,161 | 2,028 | 1,982 | (133) | 46 | Public Assistance: (\$20M) net decrease primarily due to delayed emergency, buildings, and utilities projects in 4611 LA; (\$67M) net decrease in 4614 NJ and (\$12M) net decrease in 4615 NY due to withdrawn and reduced cost estimates; \$10M increase due to accelerated reviews of and costs added for emergency, schools, utilities, and roads projects in 4618 PA; (\$2M) net decrease due to reduced costs for roads and harbors projects in 4626 MS; (\$2M) decrease due to a building project withdrawn in 4627 DE; (\$4M) net decrease due to adjustments for building and railroad repair in 4629 CT. Hazard Mitigation: \$3M increase due to accelerated management costs in 4611 LA; (\$15M) net decrease due to reduced estimates and delays in management costs in 4614 NJ; (\$17M) net decrease due to reduced estimates for bridge and flood projects in 4615 NY; (\$3M) net decrease due to reduced management costs in 4618 PA; \$4M increase due to medical center project added in 4626 MS. Individual Assistance: \$11M net increase due to revised mobile home and direct housing costs in 4611 LA; \$2M net increase due to revised housing assistance costs in 4614 NJ and 4618 PA. Operations: (\$1M) net decrease due to reduced mission assignment costs in 4611 LA, \$1M increase due to costs transferred from the emergency declaration in 4626 MS. Administration: (\$24M) net decrease primarily due to reduced costs. Other Activity: \$3M. | Public Assistance: \$63M net increase due to schools and electrical utility projects added in 4611 LA; (\$1M) net decrease primarily due to buildings project discontinued in 4614 NJ; \$5M net increase due to costs added for schools projects in 4615 NY; \$9M increase due to projects accelerated and costs added for schools, utilities, water control and roads projects 4618 PA; (\$5M) net decrease primarily due to building project cost reduction and delay in railroad repair project in 4629 CT. Hazard Mitigation: (\$15M) net decrease due technical adjustment and delays in management cost projects in 4614 NJ; (\$17M) net decrease primarily due to reduced estimates for bridge and flood control projects in 4615 NY. Individual Assistance: (\$2M) net decrease primarily due to reduced costs for mobile homes in 4611 LA. Administration: \$8M net increase primarily due to additional technical assistance staff needed and adjustments to staffing estimates to align with actual costs across all disasters. Other Activity: \$1M. |
| Fiona | 2,699 | 3,177 | 3,251 | 478 | (74) | Activity in 4671 PR: (\$661M) net decrease for revised cost estimates across all programs. Public Assistance: (\$690M) net decrease primarily due to reduced estimates and processing delays for debris removal and emergency protective services projects. Individual Assistance: (\$86M) net decrease primarily due to revised disaster housing and other needs assistance estimates. Operations: \$1,918M increase for estimated power generation mission assignment and administrative costs added. Administration: (\$1M) net decrease primarily due to adjustments to staffing estimates to align with actual costs. Other Activity: (\$2M). | Activity in 4671 PR: Individual Assistance: (\$54M) net decrease primarily due to disaster housing and other needs assistance processing slower than anticipated with lower costs than estimated. Operations: \$1M increase due to administrative costs added. Administration: (\$21M) net decrease primarily due to personnel and technical assistance contract estimates reduced to align with actual costs and cost reductions and recoveries for lodging contracts and facilities. |

| | | | | | | | |
|--------------------|------------------|------------------|------------------|-----------------|-----------------|---|---|
| Ian | 4,710 | 4,080 | 4,082 | (630) | (2) | Activity in 4673 FL: (\$536M) net decrease for revised cost estimates across all programs. Public Assistance: \$66M net increase due to revised cost estimates and accelerated reviews in 4673 FL; \$1M net increase primarily due to revised costs estimates on emergency work projects in 4675 FL. Tribe: \$9M net increase primarily due to revised debris removal and power restoration projects and new and accelerated projects including beaches and hospitals in 4677 SC. Individual Assistance: (\$333M) net decrease primarily due to revised cost estimates for mobile homes, disaster housing and other needs assistance in 4673 FL; (\$1M) net decrease due to revised cost estimates for other needs assistance in 4677 SC. Operations: (\$26M) decrease due to revised group site housing estimates and recovery of funds for generators, fuel, site builds, and AmeriCorps response in 4673 FL. Administration: (\$111M) net decrease due to revised contract and staffing requirements and funds recovered for mission assignments across all Ian disasters. Other Activity: \$1M. | Public Assistance: \$6M net increase primarily due to accelerated projects for debris, emergency protective measurers, public buildings, beaches, and schools in 4673 FL; \$1M net increase primarily due to new and accelerated projects for beaches and hospitals in 4677 SC. Individual Assistance: \$19M increase due to accelerated processing of disaster unemployment costs and additional costs for disaster housing and mobile homes in 4673 FL. Operations: (\$19M) decrease due to recovery of mission assignment funds for USACE generators and site build, DLA fuel, and AmeriCorps response in 4673 FL. Administration: (\$8M) net decrease primarily due to personnel and technical assistance contract estimates reduced to align with actual costs and funds recovered for mission assignments generators and security in 4673 FL. Other Activity: (\$1M). |
| DR Subtotal | 42,416 | 48,577 | 49,300 | 6,161 | (723) | | |
| Total | \$ 43,221 | \$ 49,490 | \$ 50,213 | \$ 6,269 | \$ (723) | | |

*Based on FY 2023 spend plan baselines.

APPENDIX G: BRIC/PDM History and Fund Status

**Building Resilient Infrastructure and Communities/Predisaster Mitigation
History and Fund Status as of May 31, 2023**
(Dollars in Millions)

| Fiscal Year 2019 (Applications Due by January 31, 2020) | |
|---|--------|
| | Amount |
| 6% Set-Aside | \$ 383 |
| Allocation | 250 |
| Notice of Funding Opportunity (NOFO) Awards to Date from the Allocation | (218) |
| Administrative and Technical Assistance Obligations | - |
| Fiscal Year 2020 (Applications Due by January 29, 2021) | |
| 6% Set-Aside | 613 |
| Allocation | 500 |
| NOFO Awards to Date from the Allocation | (124) |
| Administrative and Technical Assistance Obligations | (2) |
| Fiscal Year 2021 (Applications Due by January 28, 2022) | |
| 6% Set-Aside | 321 |
| Additional Set-Aside from COVID-19 | 500 |
| Allocation | 1,000 |
| NOFO Awards to Date from the Allocation | (55) |
| Administrative and Technical Assistance Obligations | (16) |
| Fiscal Year 2022 Activities (Applications Due by January 27, 2023) ⁽¹⁾ | |
| 6% Set-Aside | 330 |
| Additional Set-Aside from COVID-19 ⁽¹⁾ | 1,792 |
| Infrastructure Investment and Jobs Act ⁽²⁾ | 200 |
| Allocation | 2,295 |
| NOFO Awards to Date from the Allocation | - |
| Infrastructure Investment and Jobs Act Transfers ⁽²⁾ | (17) |
| Administrative and Technical Assistance Obligations | (19) |
| Fiscal Year 2023 Activities (Applications TBD) | |
| 6% Set-Aside | 632 |
| Infrastructure Investment and Jobs Act ⁽²⁾ | 200 |
| Allocation | - |
| NOFO Awards to Date from the Allocation | - |
| Infrastructure Investment and Jobs Act Transfers ⁽²⁾ | (1) |
| Administrative and Technical Assistance Obligations | (30) |
| Note: Set-Aside currently available to fund future NOFOs beyond FY 2022. (6% Set-Asides - Allocations - Administrative Obligations). | \$ 841 |

Notes:

(1) Pursuant to DRRRA (P.L. 115-254). The potential COVID-19 BRIC set aside is \$3.7 billion; of that amount, FEMA has set aside \$2.8 billion with \$866 million remaining.

(2) Pursuant to P.L. 117-58, Infrastructure Investment and Jobs Act.