



# **Disaster Relief Fund: Monthly Report**

**as of January 31, 2023**

*February 7, 2023*

**Fiscal Year 2023 Report to Congress**



**Homeland  
Security**

*Federal Emergency Management Agency*

# Message from the Administrator

February 7, 2023

I am pleased to present the following, “Disaster Relief Fund: Monthly Report,” which has been prepared by the Federal Emergency Management Agency.

This document has been compiled pursuant to language set forth in the Fiscal Year (FY) 2023 Department of Homeland Security Appropriations Act (P.L. 117-328) and in the Coronavirus Aid, Relief, and Economic Security Act (P.L. 116-136).

Pursuant to congressional requirements, this report is being provided to the following Members of Congress:



The Honorable Kay Granger  
Chairwoman, House Appropriations Committee on Homeland Security

The Honorable Rosa DeLauro  
Ranking Member, House Appropriations Committee on Homeland Security

The Honorable Patty Murray  
Chair, Senate Appropriations Committee on Homeland Security

The Honorable Susan Collins  
Vice Chair, Senate Appropriations Committee on Homeland Security

Inquiries relating to this report may be directed to me at (202) 646-3900.

Sincerely,

A handwritten signature in blue ink that reads "Deanne Criswell". The signature is written in a cursive, flowing style.

Deanne Criswell  
Administrator  
Federal Emergency Management Agency



# Disaster Relief Fund: Monthly Report as of January 31, 2023

## Table of Contents

I.	Legislative Language.....	1
II.	Background .....	3
	Appendix A: DRF Appropriations Summary .....	4
	Appendix B: DRF Funding Activity .....	5
	Appendix C: Obligations and Estimates by Spending Category .....	12
	Appendix D: Allocations, Obligations, & Expenditures .....	13
	Appendix E: Fund Exhaustion Date .....	24
	Appendix F: DRF Cost Estimation Bridge Table .....	25
	Appendix G: BRIC-PDM History and Fund Status .....	28

# I. Legislative Language

This document has been compiled pursuant to language set forth in the Fiscal Year (FY) 2023 Department of Homeland Security (DHS) Appropriations Act (P.L. 117-328) and in the Coronavirus Aid, Relief, and Economic Security Act (P.L. 116-136).

P.L. 117-328 states:

SEC. 308. The reporting requirements in paragraphs (1) and (2) under the heading ``Federal Emergency Management Agency–Disaster Relief Fund" in the Department of Homeland Security Appropriations Act, 2015 (Public Law 114-4), related to reporting on the Disaster Relief Fund, shall be applied in fiscal year 2023 with respect to budget year 2024 and current fiscal year 2023, respectively-

- (1) in paragraph (1) by substituting "fiscal year 2024" for "fiscal year 2016"; and
- (2) in paragraph (2) by inserting "business" after "fifth".

P.L. 114-4 (referenced above) states:

*Provided*, That the Administrator of the Federal Emergency Management Agency shall submit to the Committees on Appropriations of the Senate and the House of Representatives the following reports, including a specific description of the methodology and the source data used in developing such reports...

(2) an estimate or actual amounts, if available, of the following for the current fiscal year shall be submitted not later than the fifth day of each month, and shall be published by the Administrator on the Agency's Web site not later than the fifth day of each month:

- (A) a summary of the amount of appropriations made available by source, the transfers executed, the previously allocated funds recovered, and the commitments, allocations, and obligations made;
- (B) a table of disaster relief activity delineated by month, including-
  - (i) the beginning and ending balances;
  - (ii) the total obligations to include amounts obligated for fire assistance, emergencies, surge, and disaster support activities;
  - (iii) the obligations for catastrophic events delineated by event and by state; and
  - (iv) the amount of previously obligated funds that are recovered;
- (C) a summary of allocations, obligations, and expenditures for catastrophic events delineated by event;

- (D) in addition, for a disaster declaration related to Hurricane Sandy, the cost of the following categories of spending: public assistance, individual assistance, mitigation, administrative, operations, and any other relevant category (including emergency measures and disaster resources); and
- (E) the date on which funds appropriated will be exhausted...

P.L. 116-136 states:

*Provided further*, That every 30 days the Administrator shall provide the Committees on Appropriations of the Senate and the House of Representatives both projected and actual costs for funds provided under this heading for major disasters and any other expenses...

This report covers activities as of January 31, 2023.

## II. Background

P.L. 117-328 requires that the Federal Emergency Management Agency (FEMA) Administrator provide a report by the fifth business day of each month on the Disaster Relief Fund (DRF) that includes a funding summary, a table delineating DRF funding activities each month by state and event, a summary of the funding for the catastrophic events, and the fund exhaustion date, or end-of-fiscal-year balance.

P.L. 116-136 requires that both projected and actual costs for funds provided by it for major disasters and any other expenses be provided to the House and Senate Appropriations Committees.

Consequently, the following report elements are included:

1. Appendix A is an appropriations summary that includes a synopsis of the amount of appropriations made available by source, the transfers executed, the previously allocated funds recovered, and the commitments, allocations, and obligations.
2. Appendix B presents details on the DRF funding activities delineated by month.
3. Appendix C presents obligations and estimates by spending category for Hurricanes Sandy, Harvey, Irma, and Maria; Coronavirus Disease 2019 (COVID-19); and declarations since August 1, 2017.
4. Appendix D presents funding summaries for the current active catastrophic events including the allocations, obligations, and expenditures.
5. Appendix E presents the fund exhaustion date, or end-of-fiscal-year balance.
6. Appendix F presents a bridge table that provides explanation for the monthly and baseline change for all activities to include details for catastrophic events.
7. Appendix G presents the fund history and current status of the Building Resilient Infrastructure and Communities (BRIC)/Predisaster Mitigation (PDM) program.

**Disaster Relief Fund Congressional Monthly Report**  
**as of January 31, 2023**  
(Dollars in Millions)

	<u>Major Declarations</u>	<u>Base</u>	<u>Total</u>
Carryover From FY 2022	\$ 9,110	\$ 3,514	\$ 12,624
FY 2023 Enacted <sup>(1)</sup>	19,945		19,945
FY 2023 Supplemental <sup>(1)</sup>	5,000		5,000
FY 2023 Recoveries	1,630	137	1,767
<b>Total Budget Authority</b>	<b>35,685</b>	<b>3,651</b>	<b>39,336</b>
Anticipated Transfers to DADLP <sup>(2)</sup>	(61)		(61)
Actual 6% for Predisaster Mitigation per DRRRA <sup>(3)</sup>	(52)		(52)
Anticipated Transfers from O&S <sup>(1)</sup>		1	1
Anticipated Transfers to OIG <sup>(1)</sup>	(27)		(27)
Actual/Anticipated Transfers to USAID <sup>(4)</sup>		(10)	(10)
Transfer Hermit's Peak/Calf Canyon Fire Assistance Act <sup>(5)</sup>		(2,500)	(2,500)
<b>Revised Budget Authority</b>	<b>35,545</b>	<b>1,142</b>	<b>36,687</b>
Obligations <sup>(6)</sup>	(12,422)	(250)	(12,672)
<b>Balance</b>	<b>23,123</b>	<b>892</b>	<b>24,015</b>
<b>Projections for the Remainder of FY 2023</b>			
Projected FY 2023 Additional Obligations			
Based on Existing Spend Plans			
Non-Catastrophic Disasters			
Catastrophic Disasters	(34,500)		(34,500)
DRS and Other		(340)	(340)
<b>Subtotal Existing Spend Plans</b>	<b>(34,500)</b>	<b>(340)</b>	<b>(34,840)</b>
Based on 10-year Average			
Non-Catastrophic Disasters			
EM, FMAG, and SU	(2,147)		(2,147)
<b>Subtotal 10-year Average</b>	<b>(2,147)</b>	<b>(249)</b>	<b>(2,396)</b>
<b>Total Projected FY 2023 Additional Obligations</b>	<b>(36,647)</b>	<b>(589)</b>	<b>(37,236)</b>
Anticipated 6% for Predisaster Mitigation per DRRRA <sup>(3)</sup>	(508)		(508)
Projected Additional Recoveries	1,370	163	1,533
<b>Balance</b>	<b>\$ (12,662)</b>	<b>\$ 466</b>	<b>\$ (12,196)</b>

**Notes:**

(1) Pursuant to P.L. 117-328, FY 2023 DHS Appropriations Act.

(2) Pursuant to P.L. 116-260, the FY 2021 DHS Appropriations Act, and to P.L. 117-43, the Disaster Relief Supplemental Appropriations Act, 2022.

(3) Pursuant to the Disaster Recovery Reform Act (DRRA) (P.L. 115-254). See Appendix G for additional information regarding the BRIC program balance. Includes estimated 6% set-aside of \$508 million for Hurricanes Fiona and Ian that will be accrued in March 2023. The BRIC funding continues to be available to FEMA for other purposes should the DRF Majors balance drop too low to cover immediate response or recovery needs.

(4) Actual/anticipated transfers to the U.S. Agency for International Development (USAID) for Compact Aid Agreement.

(5) Pursuant to P.L. 117-180, FY 2023 Continuing Appropriations Act.

(6) As of January 31, 2023, unobligated commitments were \$274 million and uncommitted/unobligated allocations totaled \$449 million.

Source of financial information is the Integrated Financial Management Information System (IFMIS).

APPENDIX B: DRF Funding Activity (Details)

Disaster Relief Fund Monthly Obligations FY 2023  
 DRF Monthly Spend Plan (FY 2023)  
 (\$ in millions)  
 as of January 31, 2023

	Oct-22	Nov-22	Dec-22	Jan-23	Feb-23	Mar-23	Apr-23	May-23	Jun-23	Jul-23	Aug-23	Sep-23	Total
Beginning of Month DRF Balance	\$ 12,624	\$ 23,193	\$ 21,503	\$ 25,759	\$ 24,015	\$ 20,556	\$ 14,835	\$ 11,365	\$ 6,011	\$ 1,426	\$ (4,139)	\$ (8,295)	\$ (12,196)
FY 2023 Enacted <sup>(1)</sup>	18,799		1,146										
FY 2023 Supplemental <sup>(1)</sup>			5,000										
Anticipated Transfers to DADLP <sup>(2)</sup>	(26)			(35)									
Rescission	(9)		9										
Predisaster Mitigation <sup>(3)</sup>	(1)	(11)	(6)	(34)		(508)							
Anticipated Transfers from O&S <sup>(1)</sup>			1										
Actual/Anticipated Transfers to USAID <sup>(4)</sup>	(10)												
Anticipated Transfers to OIG <sup>(1)</sup>			(27)										
Transfer Hermit's Peak/Calf Canyon Fire Assistance Act <sup>(5)</sup>	(2,500)												
<b>Total Available</b>	<b>28,877</b>	<b>23,182</b>	<b>27,626</b>	<b>25,690</b>	<b>24,015</b>	<b>20,048</b>	<b>14,835</b>	<b>11,365</b>	<b>6,011</b>	<b>1,426</b>	<b>(4,139)</b>	<b>(8,295)</b>	<b>(12,196)</b>
Major Declarations	27,882	22,155	26,676	24,772	23,123	19,209	14,070	10,652	5,342	806	(4,722)	(8,832)	(12,662)
Base	995	1,027	950	918	892	839	765	713	669	620	583	537	466
<b>DRF Base Activities</b>													
<b>Emergencies</b>													
Monthly Actual/Estimated Obligations	(35)	(3)	(8)	(1)	(8)	(8)	(8)	(8)	(8)	(8)	(7)	(7)	(109)
<b>Fire Management</b>													
Monthly Actual/Estimated Obligations	(6)	(15)	(2)	(19)	(16)	(16)	(16)	(16)	(16)	(16)	(15)	(15)	(168)
<b>Surge</b>													
Monthly Actual/Estimated Obligations	-	(1)	(5)	-	(7)	(7)	(7)	(8)	(8)	(8)	(8)	(8)	(67)
<b>Disaster Support &amp; Other Activities</b>													
DRS Monthly Actual/Estimated Obligations	(30)	(70)	(22)	(26)	(39)	(60)	(38)	(29)	(35)	(23)	(33)	(58)	(463)
Other Monthly Actual/Estimated Obligations	-	(4)	(2)	(1)	(3)	(3)	(3)	(3)	(3)	(3)	(3)	(4)	(32)
Monthly Actual/Estimated Obligations	(30)	(74)	(24)	(27)	(42)	(63)	(41)	(32)	(38)	(26)	(36)	(62)	(495)
<b>Total DRF Base Actual/Estimated Obligations</b>	<b>(71)</b>	<b>(93)</b>	<b>(39)</b>	<b>(47)</b>	<b>(73)</b>	<b>(94)</b>	<b>(72)</b>	<b>(64)</b>	<b>(70)</b>	<b>(58)</b>	<b>(66)</b>	<b>(92)</b>	<b>(839)</b>
<b>DRF DR Activities</b>													
<b>Average Monthly Major DR Activity (Non-Cat.)</b>													
Monthly Actual/Estimated Obligations	(482)	(272)	(219)	(256)	(203)	(342)	(275)	(188)	(281)	(168)	(400)	(290)	(3,376)
<b>Katrina Rita Wilma</b>													
Initial FY 2023 Spend Plan Estimates	(1)	(7)	(14)	(1)	(58)	(3)	-	(34)	-	-	-	(6)	(124)
Monthly Actual/Estimated Obligations	(7)	(3)	(40)	(8)	(2)	(21)	(36)	(1)	(57)	-	-	(3)	(178)
<b>Gustav</b>													
Initial FY 2023 Spend Plan Estimates	-	-	(2)	-	(7)	(3)	-	-	(1)	-	-	(1)	(14)
Monthly Actual/Estimated Obligations	-	-	-	-	-	(4)	-	(7)	-	-	-	(3)	(14)
<b>Ike</b>													
Initial FY 2023 Spend Plan Estimates	-	(1)	(1)	-	-	-	-	-	-	-	-	-	(2)
Monthly Actual/Estimated Obligations	-	-	-	(2)	-	(1)	-	-	-	-	-	-	(3)
<b>TN Floods</b>													
Initial FY 2023 Spend Plan Estimates	-	-	-	-	-	-	-	-	-	-	-	(1)	(1)
Monthly Actual/Estimated Obligations	-	-	-	-	-	-	-	-	-	-	-	(1)	(1)
<b>2011 Spring Tornadoes</b>													
Initial FY 2023 Spend Plan Estimates	-	-	-	-	-	-	-	-	-	-	-	-	-
Monthly Actual/Estimated Obligations	-	-	-	-	-	-	-	-	-	-	-	-	-
<b>Irene</b>													
Initial FY 2023 Spend Plan Estimates	(1)	(1)	(2)	-	-	-	-	-	-	-	-	(2)	(6)
Monthly Actual/Estimated Obligations	(1)	(1)	(2)	(1)	-	-	-	-	-	-	-	(1)	(6)



APPENDIX B: DRF Funding Activity (Details)

Disaster Relief Fund Monthly Obligations FY 2023  
 DRF Monthly Spend Plan (FY 2023)  
 (\$ in millions)  
 as of January 31, 2023

	Oct-22	Nov-22	Dec-22	Jan-23	Feb-23	Mar-23	Apr-23	May-23	Jun-23	Jul-23	Aug-23	Sep-23	Total
<b>Lee</b>													
Initial FY 2023 Spend Plan Estimates	(4)	-	(1)	-	-	-	-	-	-	-	-	(2)	(7)
Monthly Actual/Estimated Obligations	(4)	(2)	(1)	-	-	-	-	(2)	-	-	-	(1)	(10)
<b>Isaac</b>													
Initial FY 2023 Spend Plan Estimates	-	(3)	-	-	-	-	-	-	-	-	-	-	(3)
Monthly Actual/Estimated Obligations	-	-	-	-	-	-	-	(3)	-	-	-	-	(3)
<b>Sandy</b>													
Initial FY 2023 Spend Plan Estimates	(54)	(15)	(9)	(37)	(12)	(10)	(3)	(9)	(2)	(54)	(20)	(65)	(290)
Monthly Actual/Estimated Obligations	(52)	(15)	(7)	(18)	(9)	(7)	(34)	(11)	(3)	(57)	(17)	(62)	(292)
<b>2013 Colorado Flood</b>													
Initial FY 2023 Spend Plan Estimates	-	-	-	-	-	-	(1)	(1)	(1)	-	-	-	(3)
Monthly Actual/Estimated Obligations	-	-	-	-	-	-	-	-	-	-	-	-	-
<b>WV Floods 4273</b>													
Initial FY 2023 Spend Plan Estimates	(1)	(6)	(29)	(1)	(2)	(3)	(2)	(2)	(1)	(1)	(1)	(1)	(50)
Monthly Actual/Estimated Obligations	(27)	(1)	(1)	(1)	(2)	(7)	(3)	(2)	(1)	(2)	(1)	(2)	(50)
<b>LA Floods 4277</b>													
Initial FY 2023 Spend Plan Estimates	-	(1)	(1)	(1)	-	(2)	-	-	-	-	(5)	(7)	(17)
Monthly Actual/Estimated Obligations	(1)	-	(1)	(1)	(1)	(2)	(4)	(2)	-	-	(5)	(2)	(19)
<b>Matthew</b>													
Initial FY 2023 Spend Plan Estimates	(4)	(9)	(4)	(1)	(6)	(1)	(18)	(1)	(3)	(67)	(1)	-	(115)
Monthly Actual/Estimated Obligations	(4)	(1)	(1)	(3)	(7)	(3)	(10)	(3)	(19)	(8)	(68)	(1)	(128)
<b>CA Winter Storms</b>													
Initial FY 2023 Spend Plan Estimates	-	(1)	(8)	(6)	(1)	(18)	(31)	-	(2)	-	-	(3)	(70)
Monthly Actual/Estimated Obligations	(1)	(2)	(1)	(5)	(3)	(2)	(31)	(18)	(2)	(3)	-	(1)	(69)
<b>Harvey</b>													
Initial FY 2023 Spend Plan Estimates	(44)	(10)	(20)	(4)	(15)	(7)	(55)	(3)	(13)	(14)	(17)	(5)	(207)
Monthly Actual/Estimated Obligations	(15)	(9)	(5)	(13)	(6)	(13)	(55)	(8)	(13)	(20)	(22)	(18)	(197)
<b>Irma</b>													
Initial FY 2023 Spend Plan Estimates	(10)	(5)	(6)	(10)	(8)	(15)	(10)	(16)	(11)	(8)	(9)	(18)	(126)
Monthly Actual/Estimated Obligations	(7)	(9)	(12)	(5)	(7)	(11)	(9)	(16)	(4)	(10)	(5)	(24)	(119)
<b>Maria</b>													
Initial FY 2023 Spend Plan Estimates	(154)	(447)	(489)	(303)	(357)	(241)	(148)	(1,276)	(510)	(2,072)	(230)	(1,065)	(7,292)
Monthly Actual/Estimated Obligations	(208)	(327)	(340)	(389)	(359)	(777)	(401)	(983)	(106)	(2,374)	(702)	(298)	(7,264)
<b>CA Wildfires 2017</b>													
Initial FY 2023 Spend Plan Estimates	-	(3)	(4)	(4)	(40)	(2)	-	-	(7)	(6)	-	(1)	(67)
Monthly Actual/Estimated Obligations	-	-	-	(1)	(38)	(12)	-	(3)	(7)	(6)	-	(2)	(69)
<b>Florence</b>													
Initial FY 2023 Spend Plan Estimates	(1)	(2)	(6)	(6)	(5)	(4)	-	(8)	(11)	-	-	-	(43)
Monthly Actual/Estimated Obligations	(3)	(1)	(1)	(2)	(17)	(4)	(4)	(8)	(3)	(2)	(1)	-	(46)
<b>Michael</b>													
Initial FY 2023 Spend Plan Estimates	(8)	(2)	(5)	(13)	(13)	(28)	(25)	(9)	(10)	(11)	(21)	(17)	(162)
Monthly Actual/Estimated Obligations	(7)	(5)	(4)	(4)	(3)	(7)	(14)	(14)	(20)	(19)	(44)	(22)	(163)
<b>Yutu 4404</b>													
Initial FY 2023 Spend Plan Estimates	(3)	(2)	(8)	(1)	(10)	(16)	-	(19)	(4)	-	-	(3)	(66)
Monthly Actual/Estimated Obligations	(1)	(5)	(4)	(1)	(12)	(12)	(5)	(17)	(3)	(1)	-	(5)	(66)
<b>CA Wildfires 2018</b>													
Initial FY 2023 Spend Plan Estimates	(32)	(3)	(14)	(4)	(253)	(1)	(1)	(1)	(53)	(1)	(1)	-	(364)
Monthly Actual/Estimated Obligations	(1)	(1)	(1)	(1)	(5)	(7)	(12)	(281)	(56)	-	-	-	(365)

APPENDIX B: DRF Funding Activity (Details)

Disaster Relief Fund Monthly Obligations FY 2023  
 DRF Monthly Spend Plan (FY 2023)  
 (\$ in millions)  
 as of January 31, 2023

	Oct-22	Nov-22	Dec-22	Jan-23	Feb-23	Mar-23	Apr-23	May-23	Jun-23	Jul-23	Aug-23	Sep-23	Total
<b>Nebraska Winter Storm 2019</b>													
Initial FY 2023 Spend Plan Estimates	(5)	(11)	(3)	(2)	(2)	(1)	(2)	-	-	-	-	-	(26)
Monthly Actual/Estimated Obligations	(4)	-	-	-	(3)	-	(6)	(1)	(1)	-	-	(7)	(22)
<b>PR Earthquakes 4473</b>													
Initial FY 2023 Spend Plan Estimates	(55)	(39)	(9)	(8)	(4)	(9)	(2)	(7)	(5)	(5)	(15)	(9)	(167)
Monthly Actual/Estimated Obligations	(64)	(4)	(3)	(30)	(14)	(34)	(2)	(2)	(1)	(3)	(2)	(11)	(170)
<b>COVID-19</b>													
Initial FY 2023 Spend Plan Estimates	(1,128)	(1,633)	(1,524)	(2,292)	(2,338)	(1,998)	(1,047)	(1,276)	(1,616)	(1,392)	(931)	(2,077)	(19,252)
Monthly Actual/Estimated Obligations	(1,649)	(897)	(933)	(1,045)	(2,028)	(2,878)	(1,949)	(3,484)	(3,376)	(2,339)	(1,993)	(2,325)	(24,896)
<b>California Wildfires 2020</b>													
Initial FY 2023 Spend Plan Estimates	(26)	(25)	(6)	(18)	(27)	(47)	(1)	(22)	(6)	-	-	(294)	(472)
Monthly Actual/Estimated Obligations	(6)	(2)	(7)	(10)	(21)	(44)	(54)	(33)	(1)	-	-	(294)	(472)
<b>Laura</b>													
Initial FY 2023 Spend Plan Estimates	(216)	(106)	(141)	(141)	(56)	(30)	(29)	(12)	(34)	(6)	(5)	(7)	(783)
Monthly Actual/Estimated Obligations	(267)	(116)	(76)	(72)	(90)	(112)	(99)	(15)	(44)	(8)	(7)	(5)	(911)
<b>Oregon Wildfires 2020</b>													
Initial FY 2023 Spend Plan Estimates	(7)	(32)	(66)	(63)	(4)	(6)	(9)	(4)	(29)	(12)	(4)	(5)	(241)
Monthly Actual/Estimated Obligations	(60)	(7)	(31)	(5)	(3)	(13)	(33)	(21)	(33)	(14)	(4)	(10)	(234)
<b>Ida</b>													
Initial FY 2023 Spend Plan Estimates	(282)	(200)	(133)	(131)	(69)	(91)	(348)	(135)	(356)	(111)	(129)	(176)	(2,161)
Monthly Actual/Estimated Obligations	(319)	(169)	(128)	(117)	(158)	(193)	(363)	(180)	(273)	(104)	(58)	(151)	(2,213)
<b>Fiona</b>													
Initial FY 2023 Spend Plan Estimates	(627)	(373)	(331)	(311)	(290)	(207)	(207)	(114)	(83)	(62)	(52)	(42)	(2,699)
Monthly Actual/Estimated Obligations	(627)	4	(68)	(117)	(406)	(522)	(45)	(33)	(63)	(492)	(860)	(381)	(3,610)
<b>Ian</b>													
Initial FY 2023 Spend Plan Estimates	(2,458)	(405)	(360)	(338)	(315)	(225)	(225)	(124)	(90)	(68)	(56)	(46)	(4,710)
Monthly Actual/Estimated Obligations	(2,458)	(19)	(143)	(147)	(180)	(282)	(145)	(145)	(341)	(70)	(92)	(81)	(4,103)
<b>Actual/Estimated Major Declaration Obligations</b>													
Total DR Actual/Estimated Obligations	(6,275)	(1,864)	(2,029)	(2,254)	(3,577)	(5,310)	(3,589)	(5,481)	(4,708)	(5,700)	(4,281)	(4,001)	(49,069)
<b>FY 2023 Actual/Estimated Recoveries</b>													
Monthly Recoveries	662	278	201	626	191	191	191	191	193	193	191	192	3,300
Major Declaration Actuals/Estimated	559	272	194	605	171	171	171	171	172	172	171	171	3,000
Base Actuals/Estimated	103	6	7	21	20	20	20	20	21	21	20	21	300
<b>DRF Available at End of Month (Including Recoveries)</b>	<b>\$ 23,193</b>	<b>\$ 21,503</b>	<b>\$ 25,759</b>	<b>\$ 24,015</b>	<b>\$ 20,556</b>	<b>\$ 14,835</b>	<b>\$ 11,365</b>	<b>\$ 6,011</b>	<b>\$ 1,426</b>	<b>\$ (4,139)</b>	<b>\$ (8,295)</b>	<b>\$ (12,196)</b>	

Notes:

- (1) Pursuant to P.L. 117-328, FY 2023 DHS Appropriations Act.
- (2) Pursuant to P.L. 116-260, the FY 2021 DHS Appropriations Act, and to P.L. 117-43, the Disaster Relief Supplemental Appropriations Act, 2022.
- (3) Pursuant to DRRRA (P.L. 115-254). The potential COVID-19 BRIC set-aside is \$3.7 billion. Of that amount, FEMA has set aside \$2.8 billion with \$866 million remaining. Includes estimated 6% set-aside of \$508 million for Hurricanes Fiona and Ian that will be accrued in March 2023. See Appendix G for additional information regarding the BRIC program balance.
- (4) Actual/anticipated transfers to USAID for Compact Aid Agreement.
- (5) Pursuant to P.L. 117-180, FY 2023 Continuing Appropriations Act.

APPENDIX B: DRF Funding Activity (By Catastrophic Disaster)

Disaster Relief Fund Monthly Detailed Obligations FY 2023  
(\$ in millions)

Event/DR	Cumulative Obligations Through FY 2022	October	November	December	January	February	March	April	May	June	July	August	September	FY 2023 Total
		Actual	Actual	Actual	Actual	Estimated	Estimated	Estimated	Estimated	Estimated	Estimated	Estimated	Estimated	Total
<b>Katrina Rita Wilma</b>														
1602-FL	(233)	\$ -	\$ -	\$ -	\$ -	\$ -	\$ -	\$ -	\$ -	\$ -	\$ -	\$ -	\$ -	-
1603-LA	(32,859)	(7)	(3)	(40)	(8)	-	(19)	(34)	(1)	(57)	-	-	(2)	(171)
1604-MS	(10,111)	-	-	-	-	-	(2)	-	-	-	-	-	(1)	(3)
1605-AL	(1,039)	-	-	-	-	-	-	-	-	-	-	-	-	-
1606-TX	(1,877)	-	-	-	-	-	-	-	-	-	-	-	-	-
1607-LA	(1,919)	-	-	-	-	(2)	-	-	-	-	-	-	-	(2)
1609-FL	(2,567)	-	-	-	-	-	-	(2)	-	-	-	-	-	(2)
	<b>(50,605)</b>	<b>(7)</b>	<b>(3)</b>	<b>(40)</b>	<b>(8)</b>	<b>(2)</b>	<b>(21)</b>	<b>(36)</b>	<b>(1)</b>	<b>(57)</b>	<b>-</b>	<b>-</b>	<b>(3)</b>	<b>(178)</b>
<b>Gustav</b>														
1786-LA	(1,697)	-	-	-	-	-	(4)	-	(7)	-	-	-	(3)	(14)
1789-AL	(10)	-	-	-	-	-	-	-	-	-	-	-	-	-
1793-AR	(6)	-	-	-	-	-	-	-	-	-	-	-	-	-
1794-MS	(40)	-	-	-	-	-	-	-	-	-	-	-	-	-
1806-FL	(6)	-	-	-	-	-	-	-	-	-	-	-	-	-
	<b>(1,759)</b>	<b>-</b>	<b>-</b>	<b>-</b>	<b>-</b>	<b>-</b>	<b>(4)</b>	<b>-</b>	<b>(7)</b>	<b>-</b>	<b>-</b>	<b>-</b>	<b>(3)</b>	<b>(14)</b>
<b>Ike</b>														
1791-TX	(4,376)	-	-	-	(2)	-	-	-	-	-	-	-	-	(2)
1792-LA	(372)	-	-	-	-	-	(1)	-	-	-	-	-	-	(1)
1797-AL	(8)	-	-	-	-	-	-	-	-	-	-	-	-	-
1802-KY	(24)	-	-	-	-	-	-	-	-	-	-	-	-	-
1804-AR	(3)	-	-	-	-	-	-	-	-	-	-	-	-	-
1805-OH	(56)	-	-	-	-	-	-	-	-	-	-	-	-	-
	<b>(4,839)</b>	<b>-</b>	<b>-</b>	<b>-</b>	<b>(2)</b>	<b>-</b>	<b>(1)</b>	<b>-</b>	<b>-</b>	<b>-</b>	<b>-</b>	<b>-</b>	<b>-</b>	<b>(3)</b>
<b>TN Floods</b>														
1909-TN	(559)	-	-	-	-	-	-	-	-	-	-	-	(1)	(1)
	<b>(559)</b>	<b>-</b>	<b>-</b>	<b>-</b>	<b>-</b>	<b>-</b>	<b>-</b>	<b>-</b>	<b>-</b>	<b>-</b>	<b>-</b>	<b>-</b>	<b>(1)</b>	<b>(1)</b>
<b>2011 Spring Tornadoes</b>														
1971-AL	(698)	-	-	-	-	-	-	-	-	-	-	-	-	-
1972-MS	(67)	-	-	-	-	-	-	-	-	-	-	-	-	-
1973-GA	(44)	-	-	-	-	-	-	-	-	-	-	-	-	-
1974-TN	(90)	-	-	-	-	-	-	-	-	-	-	-	-	-
1975-AR	(104)	-	-	-	-	-	-	-	-	-	-	-	-	-
1976-KY	(58)	-	-	-	-	-	-	-	-	-	-	-	-	-
1980-MO	(510)	-	-	-	-	-	-	-	-	-	-	-	-	-
	<b>(1,571)</b>	<b>-</b>	<b>-</b>	<b>-</b>	<b>-</b>	<b>-</b>	<b>-</b>	<b>-</b>	<b>-</b>	<b>-</b>	<b>-</b>	<b>-</b>	<b>-</b>	<b>-</b>
<b>Irene</b>														
4017-PR	(142)	-	-	-	-	-	-	-	-	-	-	-	-	-
4019-NC	(189)	-	-	-	-	-	-	-	-	-	-	-	-	-
4020-NY	(898)	-	(1)	-	-	-	-	-	-	-	-	-	-	(1)
4021-NJ	(398)	-	-	(1)	(1)	-	-	-	-	-	-	-	-	(2)
4022-VT	(338)	(1)	-	(1)	-	-	-	-	-	-	-	-	-	(2)
4023-CT	(75)	-	-	-	-	-	-	-	-	-	-	-	-	-
4024-VA	(73)	-	-	-	-	-	-	-	-	-	-	-	-	-
4025-PA	(99)	-	-	-	-	-	-	-	-	-	-	-	-	-
4026-NH	(27)	-	-	-	-	-	-	-	-	-	-	-	-	-
4027-RI	(11)	-	-	-	-	-	-	-	-	-	-	-	-	-
4028-MA	(53)	-	-	-	-	-	-	-	-	-	-	-	(1)	(1)
4032-ME	(3)	-	-	-	-	-	-	-	-	-	-	-	-	-
4034-MD	(25)	-	-	-	-	-	-	-	-	-	-	-	-	-
4036-DC	(4)	-	-	-	-	-	-	-	-	-	-	-	-	-
4037-DE	(3)	-	-	-	-	-	-	-	-	-	-	-	-	-
	<b>(2,338)</b>	<b>(1)</b>	<b>(1)</b>	<b>(2)</b>	<b>(1)</b>	<b>-</b>	<b>-</b>	<b>-</b>	<b>-</b>	<b>-</b>	<b>-</b>	<b>-</b>	<b>(1)</b>	<b>(6)</b>
<b>Lee</b>														
4030-PA	(375)	-	-	-	-	-	-	-	-	-	-	-	-	-
4031-NY	(425)	(4)	(2)	(1)	-	-	-	-	(2)	-	-	-	(1)	(10)
4038-MD	(15)	-	-	-	-	-	-	-	-	-	-	-	-	-
4039-NJ	(6)	-	-	-	-	-	-	-	-	-	-	-	-	-
4041-LA	(7)	-	-	-	-	-	-	-	-	-	-	-	-	-
4045-VA	(7)	-	-	-	-	-	-	-	-	-	-	-	-	-
	<b>(835)</b>	<b>(4)</b>	<b>(2)</b>	<b>(1)</b>	<b>-</b>	<b>-</b>	<b>-</b>	<b>-</b>	<b>(2)</b>	<b>-</b>	<b>-</b>	<b>-</b>	<b>(1)</b>	<b>(10)</b>

Disaster Relief Fund Monthly Detailed Obligations FY 2023  
(\$ in millions)

Event/DR	Cumulative Obligations Through FY 2022	October	November	December	January	February	March	April	May	June	July	August	September	FY 2023 Total
		Actual	Actual	Actual	Actual	Estimated	Estimated	Estimated	Estimated	Estimated	Estimated	Estimated	Estimated	
<b>Isaac</b>														
4080-LA	(701)	-	-	-	-	-	-	-	(3)	-	-	-	-	(3)
4081-MS	(91)	-	-	-	-	-	-	-	-	-	-	-	-	-
4082-AL	(10)	-	-	-	-	-	-	-	-	-	-	-	-	-
4084-FL	(29)	-	-	-	-	-	-	-	-	-	-	-	-	-
	<b>(831)</b>	-	-	-	-	-	-	-	<b>(3)</b>	-	-	-	-	<b>(3)</b>
<b>Sandy</b>														
4085-NY	(18,450)	(1)	(11)	(5)	(18)	(9)	(7)	(34)	(7)	(2)	(51)	(3)	(44)	(192)
4086-NJ	(3,404)	(51)	(4)	(2)	-	-	-	-	(4)	(1)	(6)	(14)	(18)	(100)
4087-CT	(123)	-	-	-	-	-	-	-	-	-	-	-	-	-
4089-RI	(19)	-	-	-	-	-	-	-	-	-	-	-	-	-
4090-DE	(8)	-	-	-	-	-	-	-	-	-	-	-	-	-
4091-MD	(48)	-	-	-	-	-	-	-	-	-	-	-	-	-
4092-VA	(14)	-	-	-	-	-	-	-	-	-	-	-	-	-
4093-WV	(23)	-	-	-	-	-	-	-	-	-	-	-	-	-
4095-NH	(3)	-	-	-	-	-	-	-	-	-	-	-	-	-
4096-DC	(3)	-	-	-	-	-	-	-	-	-	-	-	-	-
4097-MA	(18)	-	-	-	-	-	-	-	-	-	-	-	-	-
4098-OH	(24)	-	-	-	-	-	-	-	-	-	-	-	-	-
4099-PA	(17)	-	-	-	-	-	-	-	-	-	-	-	-	-
	<b>(22,154)</b>	<b>(52)</b>	<b>(15)</b>	<b>(7)</b>	<b>(18)</b>	<b>(9)</b>	<b>(7)</b>	<b>(34)</b>	<b>(11)</b>	<b>(3)</b>	<b>(57)</b>	<b>(17)</b>	<b>(62)</b>	<b>(292)</b>
<b>2013 Colorado Flood</b>														
4145-CO	(655)	-	-	-	-	-	-	-	-	-	-	-	-	-
	<b>(655)</b>	-	-	-	-	-	-	-	-	-	-	-	-	-
<b>WV Floods 4273</b>														
4273-WV	(587)	(27)	(1)	(1)	(1)	(2)	(7)	(3)	(2)	(1)	(2)	(1)	(2)	(50)
	<b>(587)</b>	<b>(27)</b>	<b>(1)</b>	<b>(1)</b>	<b>(1)</b>	<b>(2)</b>	<b>(7)</b>	<b>(3)</b>	<b>(2)</b>	<b>(1)</b>	<b>(2)</b>	<b>(1)</b>	<b>(2)</b>	<b>(50)</b>
<b>LA Floods 4277</b>														
4277-LA	(2,730)	(1)	-	(1)	(1)	(1)	(2)	(4)	(2)	-	-	(5)	(2)	(19)
	<b>(2,730)</b>	<b>(1)</b>	-	<b>(1)</b>	<b>(1)</b>	<b>(1)</b>	<b>(2)</b>	<b>(4)</b>	<b>(2)</b>	-	-	<b>(5)</b>	<b>(2)</b>	<b>(19)</b>
<b>Matthew</b>														
4283-FL	(503)	(3)	-	(1)	(2)	(1)	(2)	(10)	(1)	(13)	-	(3)	-	(36)
4284-GA	(146)	-	-	-	-	-	-	-	-	(5)	(4)	-	-	(9)
4285-NC	(675)	(1)	(1)	-	(1)	(1)	(1)	-	(2)	(1)	(4)	(65)	(1)	(78)
4286-SC	(398)	-	-	-	-	(5)	-	-	-	-	-	-	-	(5)
4291-VA	(41)	-	-	-	-	-	-	-	-	-	-	-	-	-
	<b>(1,763)</b>	<b>(4)</b>	<b>(1)</b>	<b>(1)</b>	<b>(3)</b>	<b>(7)</b>	<b>(3)</b>	<b>(10)</b>	<b>(3)</b>	<b>(19)</b>	<b>(8)</b>	<b>(68)</b>	<b>(1)</b>	<b>(128)</b>
<b>CA Winter Storms</b>														
4308-CA	(874)	(1)	(2)	(1)	(5)	(3)	(2)	(31)	(18)	(2)	(3)	-	(1)	(69)
	<b>(874)</b>	<b>(1)</b>	<b>(2)</b>	<b>(1)</b>	<b>(5)</b>	<b>(3)</b>	<b>(2)</b>	<b>(31)</b>	<b>(18)</b>	<b>(2)</b>	<b>(3)</b>	-	<b>(1)</b>	<b>(69)</b>
<b>Harvey</b>														
4332-TX	(7,995)	(15)	(9)	(5)	(13)	(6)	(13)	(55)	(8)	(13)	(20)	(22)	(17)	(196)
4345-LA	(13)	-	-	-	-	-	-	-	-	-	-	-	(1)	(1)
	<b>(8,008)</b>	<b>(15)</b>	<b>(9)</b>	<b>(5)</b>	<b>(13)</b>	<b>(6)</b>	<b>(13)</b>	<b>(55)</b>	<b>(8)</b>	<b>(13)</b>	<b>(20)</b>	<b>(22)</b>	<b>(18)</b>	<b>(197)</b>
<b>Irma</b>														
4335-VI	(334)	(1)	-	-	-	(1)	-	-	-	-	-	-	-	(2)
4336-PR	(80)	-	-	-	(1)	-	-	-	(1)	-	-	-	-	(2)
4337-FL	(5,126)	(6)	(9)	(12)	(4)	(6)	(9)	(6)	(15)	(4)	(4)	(4)	(22)	(101)
4338-GA	(201)	-	-	-	-	(2)	(3)	-	-	(6)	(1)	(2)	(14)	(14)
4341-FL	(3)	-	-	-	-	-	-	-	-	-	-	-	-	-
4346-SC	(46)	-	-	-	-	-	-	-	-	-	-	-	-	-
	<b>(5,790)</b>	<b>(7)</b>	<b>(9)</b>	<b>(12)</b>	<b>(5)</b>	<b>(7)</b>	<b>(11)</b>	<b>(9)</b>	<b>(16)</b>	<b>(4)</b>	<b>(10)</b>	<b>(5)</b>	<b>(24)</b>	<b>(119)</b>
<b>Maria</b>														
4339-PR	(38,334)	(190)	(242)	(318)	(385)	(246)	(630)	(67)	(36)	(25)	(37)	(35)	(64)	(2,275)
4340-VI	(5,193)	(18)	(85)	(22)	(4)	(113)	(147)	(334)	(947)	(81)	(2,337)	(667)	(234)	(4,989)
	<b>(43,527)</b>	<b>(208)</b>	<b>(327)</b>	<b>(340)</b>	<b>(389)</b>	<b>(359)</b>	<b>(777)</b>	<b>(401)</b>	<b>(983)</b>	<b>(106)</b>	<b>(2,374)</b>	<b>(702)</b>	<b>(298)</b>	<b>(7,264)</b>
<b>CA Wildfires 2017</b>														
4344-CA	(1,418)	-	-	-	(1)	(38)	(12)	-	(3)	(7)	(6)	-	(2)	(69)
	<b>(1,418)</b>	-	-	-	<b>(1)</b>	<b>(38)</b>	<b>(12)</b>	-	<b>(3)</b>	<b>(7)</b>	<b>(6)</b>	-	<b>(2)</b>	<b>(69)</b>

Disaster Relief Fund Monthly Detailed Obligations FY 2023

(\$ in millions)

Event/DR	Cumulative Obligations Through FY 2022	October	November	December	January	February	March	April	May	June	July	August	September	FY 2023 Total
		Actual	Actual	Actual	Actual	Estimated	Estimated	Estimated	Estimated	Estimated	Estimated	Estimated	Estimated	
<b>Florence</b>														
4393-NC	(1,494)	(3)	(1)	-	(1)	(17)	(3)	(2)	(8)	(3)	(2)	(1)	-	(41)
4394-SC	(247)	-	-	-	(1)	-	-	(2)	-	-	-	-	-	(3)
4401-VA	(46)	-	-	(1)	-	-	(1)	-	-	-	-	-	-	(2)
	<b>(1,787)</b>	<b>(3)</b>	<b>(1)</b>	<b>(1)</b>	<b>(2)</b>	<b>(17)</b>	<b>(4)</b>	<b>(4)</b>	<b>(8)</b>	<b>(3)</b>	<b>(2)</b>	<b>(1)</b>	<b>-</b>	<b>(46)</b>
<b>Michael</b>														
4399-FL	(2,999)	(7)	(5)	(4)	(4)	(3)	(5)	(11)	(9)	(12)	(19)	(3)	(21)	(103)
4400-GA	(329)	-	-	-	-	-	(1)	(1)	(2)	(8)	-	(41)	-	(53)
4406-AL	(19)	-	-	-	-	-	(1)	-	-	-	-	-	-	(1)
4411-VA	(42)	-	-	-	-	-	-	(2)	(3)	-	-	-	-	(5)
4412-NC	(29)	-	-	-	-	-	-	-	-	-	-	-	(1)	(1)
	<b>(3,418)</b>	<b>(7)</b>	<b>(5)</b>	<b>(4)</b>	<b>(4)</b>	<b>(3)</b>	<b>(7)</b>	<b>(14)</b>	<b>(14)</b>	<b>(20)</b>	<b>(19)</b>	<b>(44)</b>	<b>(22)</b>	<b>(163)</b>
<b>Nebraska Winter Storm 2019</b>														
4420-NB	(698)	(4)	-	-	-	(3)	-	(6)	(1)	(1)	-	-	(7)	(22)
	<b>(698)</b>	<b>(4)</b>	<b>-</b>	<b>-</b>	<b>-</b>	<b>(3)</b>	<b>-</b>	<b>(6)</b>	<b>(1)</b>	<b>(1)</b>	<b>-</b>	<b>-</b>	<b>(7)</b>	<b>(22)</b>
<b>Yutu</b>														
4404-NMI	(851)	(1)	(5)	(4)	(1)	(12)	(12)	(5)	(17)	(3)	(1)	-	(5)	(66)
	<b>(851)</b>	<b>(1)</b>	<b>(5)</b>	<b>(4)</b>	<b>(1)</b>	<b>(12)</b>	<b>(12)</b>	<b>(5)</b>	<b>(17)</b>	<b>(3)</b>	<b>(1)</b>	<b>-</b>	<b>(5)</b>	<b>(66)</b>
<b>CA Wildfires 2018</b>														
4407-CA	(1,845)	(1)	(1)	(1)	(1)	(5)	(7)	(12)	(281)	(56)	-	-	-	(365)
	<b>(1,845)</b>	<b>(1)</b>	<b>(1)</b>	<b>(1)</b>	<b>(1)</b>	<b>(5)</b>	<b>(7)</b>	<b>(12)</b>	<b>(281)</b>	<b>(56)</b>	<b>-</b>	<b>-</b>	<b>-</b>	<b>(365)</b>
<b>PR Earthquakes 4473</b>														
4473-PR	(1,051)	(64)	(4)	(3)	(30)	(14)	(34)	(2)	(2)	(1)	(3)	(2)	(11)	(170)
	<b>(1,051)</b>	<b>(64)</b>	<b>(4)</b>	<b>(3)</b>	<b>(30)</b>	<b>(14)</b>	<b>(34)</b>	<b>(2)</b>	<b>(2)</b>	<b>(1)</b>	<b>(3)</b>	<b>(2)</b>	<b>(11)</b>	<b>(170)</b>
<b>COVID-19</b>														
4480-NY	(15,556)	(169)	(95)	(173)	(248)	(833)	(546)	(236)	(798)	(1,307)	(705)	(865)	(863)	(6,838)
4481-WA	(1,983)	(175)	(7)	(101)	(35)	(39)	(28)	(60)	(93)	(51)	(6)	(10)	(36)	(641)
4482-CA	(13,710)	(179)	(53)	(271)	(156)	(450)	(209)	(201)	(965)	(286)	(163)	(8)	(114)	(3,055)
4483-IA	(499)	(4)	(3)	(4)	(5)	(2)	(8)	(10)	(33)	(1)	(21)	(1)	(4)	(96)
4484-LA	(3,113)	(11)	(75)	(15)	(4)	(4)	(20)	(21)	(1)	(33)	-	(76)	(1)	(261)
4485-TX	(18,603)	(118)	(12)	(14)	(26)	(20)	(104)	(11)	(4)	(3)	(4)	(6)	(94)	(416)
4486-FL	(4,442)	(18)	(3)	(15)	(13)	(27)	(127)	(22)	(45)	(23)	(27)	(94)	(11)	(425)
4487-NC	(2,094)	(5)	(3)	(15)	(104)	(148)	(38)	(9)	(38)	(10)	(8)	(2)	(12)	(392)
4488-NJ	(3,923)	(124)	(121)	(15)	(26)	(77)	(349)	(94)	(56)	(12)	(12)	(47)	(48)	(981)
4489-IL	(2,895)	(11)	(7)	(2)	(13)	(21)	(85)	(61)	(159)	(134)	(77)	(56)	(106)	(732)
4490-MO	(1,062)	(13)	(62)	(8)	(11)	(2)	(13)	(42)	(9)	(16)	(35)	(1)	(14)	(226)
4491-MD	(2,280)	(82)	(23)	(10)	(4)	(12)	(33)	(10)	(43)	(8)	(87)	(26)	(76)	(414)
4492-SC	(936)	(57)	(2)	-	(1)	(1)	(2)	(20)	(41)	(61)	-	-	-	(185)
4493-PR	(818)	-	-	(1)	(1)	-	(17)	-	(38)	(3)	(2)	(1)	-	(63)
4494-MI	(2,709)	(51)	(71)	(7)	(7)	(7)	(15)	(71)	(76)	(168)	(349)	(48)	(17)	(887)
4495-GU	(142)	(10)	-	-	(1)	(3)	-	(2)	-	(2)	(1)	-	(3)	(22)
4496-MA	(2,845)	(99)	(65)	(66)	(45)	(65)	(450)	(257)	(316)	(243)	(306)	(305)	(53)	(2,270)
4497-KY	(453)	(4)	-	-	(3)	(1)	(1)	(2)	(32)	(31)	(10)	(4)	(104)	(192)
4498-CO	(2,311)	(70)	(3)	(2)	(52)	(5)	(4)	(7)	(1)	(91)	(18)	(27)	(22)	(302)
4499-OR	(1,219)	(61)	(13)	(20)	(27)	(57)	(43)	(110)	(2)	(365)	-	-	(28)	(726)
4500-CT	(966)	(116)	(5)	(3)	(7)	(2)	(55)	(27)	(26)	(13)	(18)	(3)	(117)	(392)
4501-GA	(1,658)	(3)	(2)	(1)	(3)	(1)	(1)	(1)	(14)	(15)	(5)	(5)	(17)	(68)
4502-DC	(900)	(23)	(10)	(15)	(26)	(29)	(8)	(31)	(10)	(19)	(10)	(3)	(5)	(189)
4503-AL	(434)	(3)	-	-	(1)	(2)	(55)	(5)	(1)	(1)	(1)	(1)	(12)	(82)
4504-KS	(492)	(2)	(3)	(2)	(1)	(1)	(49)	(27)	-	(4)	(8)	(7)	(6)	(110)
4505-RI	(865)	(2)	(4)	(34)	(9)	(2)	(1)	(22)	(6)	(76)	(24)	-	(179)	(359)
4506-PA	(3,058)	(13)	(53)	(21)	(62)	(16)	(24)	(28)	(42)	(39)	(29)	(25)	(27)	(379)
4507-OH	(1,903)	(12)	(3)	(8)	(6)	(10)	(86)	(129)	(134)	(148)	(218)	(146)	(156)	(1,056)
4508-MT	(152)	(1)	-	(5)	(1)	(3)	(5)	-	-	(10)	(14)	(1)	-	(40)
4509-ND	(234)	-	(1)	(2)	(19)	-	(4)	-	-	(10)	-	(5)	-	(41)
4510-HI	(730)	(2)	-	(1)	(3)	(3)	(1)	-	-	-	-	-	-	(10)
4511-MP	(74)	-	-	(2)	-	(2)	(2)	-	-	-	-	-	-	(6)
4512-VA	(1,481)	(38)	(41)	(14)	(3)	(5)	(31)	(5)	(3)	(4)	(19)	(9)	(3)	(175)
4513-VI	(147)	-	-	-	(15)	-	-	(9)	(5)	-	-	-	-	(29)
4514-TN	(913)	(5)	(12)	(22)	(5)	(8)	(3)	(20)	(16)	(20)	(12)	(81)	(24)	(228)
4515-IN	(819)	(3)	(8)	(7)	(2)	(3)	(82)	(113)	(7)	(103)	(2)	(8)	(5)	(338)
4516-NH	(340)	(10)	(10)	-	(10)	(5)	(5)	(21)	(11)	(7)	(18)	(6)	(33)	(136)
4517-WV	(321)	(9)	(35)	(2)	(6)	(3)	(11)	(2)	(1)	(1)	-	(1)	-	(71)
4518-AR	(290)	(7)	(1)	(5)	(3)	(1)	(12)	-	(3)	(10)	-	(1)	-	(43)

Disaster Relief Fund Monthly Detailed Obligations FY 2023

(\$ in millions)

Event/DR	Obligations Through FY 2022	October	November	December	January	February	March	April	May	June	July	August	September	FY 2023 Total
		Actual	Actual	Actual	Actual	Estimated	Estimated	Estimated	Estimated	Estimated	Estimated	Estimated	Estimated	
4520-WI	(1,088)	(4)	-	(2)	(18)	(52)	(77)	(71)	(128)	(58)	(32)	(23)	(7)	(472)
4521-NE	(386)	(9)	(2)	(6)	(4)	(1)	(1)	(7)	-	-	(3)	-	(4)	(37)
4522-ME	(341)	(9)	(6)	(13)	(10)	(18)	(7)	(14)	(14)	(32)	(1)	-	(13)	(137)
4523-NV	(728)	(13)	(1)	-	(1)	(2)	(1)	(14)	-	(4)	-	(9)	(15)	(60)
4524-AZ	(1,440)	(1)	-	-	(1)	(37)	(25)	(34)	(36)	(9)	-	(52)	(7)	(202)
4525-UT	(479)	(15)	(18)	(1)	(23)	(1)	(3)	(9)	(11)	-	-	(3)	-	(84)
4526-DE	(320)	(4)	(4)	(5)	-	-	-	(2)	-	-	-	(1)	(24)	(40)
4527-SD	(35)	-	-	-	(1)	(3)	(3)	(2)	-	(4)	-	-	-	(13)
4528-MS	(733)	(12)	(14)	(11)	(3)	(1)	(1)	(6)	(14)	(2)	(2)	(5)	(2)	(73)
4529-NM	(528)	(20)	(7)	(2)	(2)	(16)	(11)	(11)	(1)	-	-	-	(2)	(72)
4530-OK	(412)	(2)	(1)	(1)	(1)	(3)	(11)	(5)	(9)	-	-	-	-	(33)
4531-MN	(1,043)	(14)	(6)	(5)	(6)	(4)	(136)	(6)	(9)	(1)	(31)	-	(5)	(223)
4532-VT	(503)	(19)	(16)	(1)	-	-	(6)	(12)	(13)	(8)	(24)	(2)	(29)	(130)
4533-AK	(180)	(13)	(14)	(1)	(10)	(12)	(62)	(54)	(121)	(30)	(37)	(18)	(14)	(386)
4534-ID	(295)	(2)	-	-	(1)	(7)	(4)	(5)	(3)	(1)	(1)	(1)	(11)	(36)
4535-WY	(98)	(1)	-	-	-	-	(3)	(11)	-	-	-	-	(1)	(16)
4537-AS	(16)	-	-	(2)	-	(1)	-	-	-	-	-	-	(1)	(4)
4545-FL	-	-	(2)	-	-	-	-	-	-	-	-	-	-	(2)
4582-AZ	(21)	-	-	-	-	-	-	-	-	-	-	-	-	-
4591-TR	(2)	-	-	-	-	-	-	-	-	-	-	-	-	-
<b>TOTAL</b>	<b>(106,018)</b>	<b>(1,649)</b>	<b>(897)</b>	<b>(933)</b>	<b>(1,045)</b>	<b>(2,028)</b>	<b>(2,878)</b>	<b>(1,949)</b>	<b>(3,484)</b>	<b>(3,376)</b>	<b>(2,339)</b>	<b>(1,993)</b>	<b>(2,325)</b>	<b>(24,896)</b>
<b>California Wildfires 2020</b>														
4558-CA	(551)	(6)	(2)	(7)	(10)	(21)	(44)	(54)	(33)	(1)	-	-	(294)	(472)
<b>TOTAL</b>	<b>(551)</b>	<b>(6)</b>	<b>(2)</b>	<b>(7)</b>	<b>(10)</b>	<b>(21)</b>	<b>(44)</b>	<b>(54)</b>	<b>(33)</b>	<b>(1)</b>	<b>-</b>	<b>-</b>	<b>(294)</b>	<b>(472)</b>
<b>Laura</b>														
4559-LA	(2,464)	(266)	(116)	(76)	(71)	(90)	(106)	(88)	(14)	(39)	(6)	(6)	(5)	(883)
4572-TX	(65)	(1)	-	-	(1)	-	(6)	(11)	(1)	(5)	(2)	(1)	-	(28)
<b>TOTAL</b>	<b>(2,529)</b>	<b>(267)</b>	<b>(116)</b>	<b>(76)</b>	<b>(72)</b>	<b>(90)</b>	<b>(112)</b>	<b>(99)</b>	<b>(15)</b>	<b>(44)</b>	<b>(8)</b>	<b>(7)</b>	<b>(5)</b>	<b>(911)</b>
<b>Oregon Wildfires 2020</b>														
4562-OR	(644)	(60)	(7)	(31)	(5)	(3)	(13)	(33)	(21)	(33)	(14)	(4)	(10)	(234)
<b>TOTAL</b>	<b>(644)</b>	<b>(60)</b>	<b>(7)</b>	<b>(31)</b>	<b>(5)</b>	<b>(3)</b>	<b>(13)</b>	<b>(33)</b>	<b>(21)</b>	<b>(33)</b>	<b>(14)</b>	<b>(4)</b>	<b>(10)</b>	<b>(234)</b>
<b>Ida</b>														
4611-LA	(4,321)	(286)	(135)	(92)	(81)	(127)	(146)	(277)	(130)	(141)	(28)	(12)	(26)	(1,481)
4614-NJ	(456)	(20)	(21)	(15)	(24)	(10)	(27)	(14)	(20)	(66)	(29)	(35)	(72)	(353)
4615-NY	(354)	(7)	(5)	(13)	(3)	(13)	(14)	(50)	(19)	(61)	(42)	(8)	(50)	(285)
4618-PA	(211)	(5)	(6)	(7)	(6)	(7)	(5)	(18)	(5)	(2)	(3)	(3)	(3)	(70)
4626-MS	(45)	-	(2)	(1)	(1)	-	-	-	-	(1)	-	-	-	(5)
4627-DE	1	-	-	-	(1)	(1)	-	-	(1)	(1)	(2)	-	-	(6)
4629-CT	(17)	(1)	-	-	(1)	-	(1)	(4)	(5)	(1)	-	-	-	(13)
<b>TOTAL</b>	<b>(5,403)</b>	<b>(319)</b>	<b>(169)</b>	<b>(128)</b>	<b>(117)</b>	<b>(158)</b>	<b>(193)</b>	<b>(363)</b>	<b>(180)</b>	<b>(273)</b>	<b>(104)</b>	<b>(58)</b>	<b>(151)</b>	<b>(2,213)</b>
<b>Fiona</b>														
4671-PR	(253)	(627)	4	(68)	(117)	(406)	(522)	(45)	(33)	(63)	(492)	(860)	(381)	(3,610)
<b>TOTAL</b>	<b>(253)</b>	<b>(627)</b>	<b>4</b>	<b>(68)</b>	<b>(117)</b>	<b>(406)</b>	<b>(522)</b>	<b>(45)</b>	<b>(33)</b>	<b>(63)</b>	<b>(492)</b>	<b>(860)</b>	<b>(381)</b>	<b>(3,610)</b>
<b>Ian</b>														
4673-FL	(94)	(2,458)	(17)	(139)	(145)	(178)	(281)	(145)	(145)	(341)	(62)	(88)	(78)	(4,077)
4675-TR	-	-	(1)	-	-	-	(1)	-	-	-	-	-	(1)	(3)
4677-SC	-	-	(1)	(4)	(2)	(2)	-	-	-	-	(8)	(4)	(2)	(23)
<b>TOTAL</b>	<b>(94)</b>	<b>(2,458)</b>	<b>(19)</b>	<b>(143)</b>	<b>(147)</b>	<b>(180)</b>	<b>(282)</b>	<b>(145)</b>	<b>(145)</b>	<b>(341)</b>	<b>(70)</b>	<b>(92)</b>	<b>(81)</b>	<b>(4,103)</b>
<b>TOTAL</b>	<b>\$ (275,985)</b>	<b>\$ (5,793)</b>	<b>\$ (1,592)</b>	<b>\$ (1,810)</b>	<b>\$ (1,998)</b>	<b>\$ (3,374)</b>	<b>\$ (4,968)</b>	<b>\$ (3,314)</b>	<b>\$ (5,293)</b>	<b>\$ (4,427)</b>	<b>\$ (5,532)</b>	<b>\$ (3,881)</b>	<b>\$ (3,711)</b>	<b>\$ (45,693)</b>

**APPENDIX C: Hurricanes Sandy, Harvey, Irma, and Maria, COVID-19 and Disasters Declared Since August 1, 2017  
(Actuals/Estimated Obligations by Program)**

Hurricanes Sandy, Harvey, Irma and Maria, COVID-19, and Disasters Declared Since August 1, 2017  
FY 2023 Actuals/Estimated  
as of January 31, 2023  
(\$ in millions)

	Cumulative Obligations Through FY 2022 <sup>(1)</sup>	Actual 1st Qtr	Actual/ Estimated 2nd Qtr	Estimated 3rd Qtr	Estimated 4th Qtr	FY 2023 Totals	Totals Through FY 2023
<b>SANDY</b>							
Public Assistance	\$ 16,975	\$ 64	\$ 30	\$ 37	\$ 82	\$ 213	\$ 17,188
Individual Assistance	1,601	-	-	-	-	-	1,601
Mitigation	1,666	-	-	1	51	52	1,718
Operations	318	-	-	-	-	-	318
Administrative	1,594	10	4	10	3	27	1,621
<b>Total</b>	<b>\$ 22,154</b>	<b>\$ 74</b>	<b>\$ 34</b>	<b>\$ 48</b>	<b>\$ 136</b>	<b>\$ 292</b>	<b>\$ 22,446</b>

	Cumulative Obligations Through FY 2022 <sup>(1)</sup>	Actual 1st Qtr	Actual/ Estimated 2nd Qtr	Estimated 3rd Qtr	Estimated 4th Qtr	FY 2023 Totals	Totals Through FY 2023
<b>HARVEY</b>							
Public Assistance	\$ 2,821	\$ 18	\$ 7	\$ 16	\$ 21	\$ 62	\$ 2,883
Individual Assistance	2,881	-	-	-	-	-	2,881
Mitigation	335	6	19.00	52	32	109	444
Operations	184	(3)	-	-	-	(3)	181
Administrative	1,787	8	6	8	7	29	1,816
<b>Total</b>	<b>\$ 8,008</b>	<b>\$ 29</b>	<b>\$ 32</b>	<b>\$ 76</b>	<b>\$ 60</b>	<b>\$ 197</b>	<b>\$ 8,205</b>

	Cumulative Obligations Through FY 2022 <sup>(1)</sup>	Actual 1st Qtr	Actual/ Estimated 2nd Qtr	Estimated 3rd Qtr	Estimated 4th Qtr	FY 2023 Totals	Totals Through FY 2023
<b>IRMA</b>							
Public Assistance	\$ 2,687	\$ 9	\$ 3	\$ 15	\$ 21	\$ 48	\$ 2,735
Individual Assistance	1,311	-	-	-	-	-	1,311
Mitigation	358	17	13	12	12	54	412
Operations	250	-	-	-	-	-	250
Administrative	1,184	2	7	2	6	17	1,201
<b>Total</b>	<b>\$ 5,790</b>	<b>\$ 28</b>	<b>\$ 23</b>	<b>\$ 29</b>	<b>\$ 39</b>	<b>\$ 119</b>	<b>\$ 5,909</b>

	Cumulative Obligations Through FY 2022 <sup>(1)</sup>	Actual 1st Qtr	Actual/ Estimated 2nd Qtr	Estimated 3rd Qtr	Estimated 4th Qtr	FY 2023 Totals	Totals Through FY 2023
<b>MARIA</b>							
Public Assistance	\$ 32,454	\$ 819	\$ 1,409	\$ 1,419	\$ 3,313	\$ 6,960	\$ 39,414
Individual Assistance	2,441	-	-	-	-	-	2,441
Mitigation	309	21	48.00	30	23	122	431
Operations	4,336	-	-	-	-	-	4,336
Administrative	3,987	35	68	41	38	182	4,169
<b>Total</b>	<b>\$ 43,527</b>	<b>\$ 875</b>	<b>\$ 1,525</b>	<b>\$ 1,490</b>	<b>\$ 3,374</b>	<b>\$ 7,264</b>	<b>\$ 50,791</b>

	Cumulative Obligations Through FY 2022 <sup>(1)</sup>	Actual 1st Qtr	Actual/ Estimated 2nd Qtr	Estimated 3rd Qtr	Estimated 4th Qtr	FY 2023 Totals	Totals Through FY 2023
<b>COVID-19</b>							
Public Assistance	\$ 56,357	\$ 3,288	\$ 5,624	\$ 8,448	\$ 6,361	\$ 23,721	\$ 80,078
Individual Assistance	41,193	73	110	72	75	330	41,523
Mitigation	62	66	133.00	257	189	645	707
Operations	7,315	5	11.00	-	-	16	7,331
Administrative	1,091	47	73	32	32	184	1,275
<b>Total</b>	<b>\$ 106,018</b>	<b>\$ 3,479</b>	<b>\$ 5,951</b>	<b>\$ 8,809</b>	<b>\$ 6,657</b>	<b>\$ 24,896</b>	<b>\$ 130,914</b>

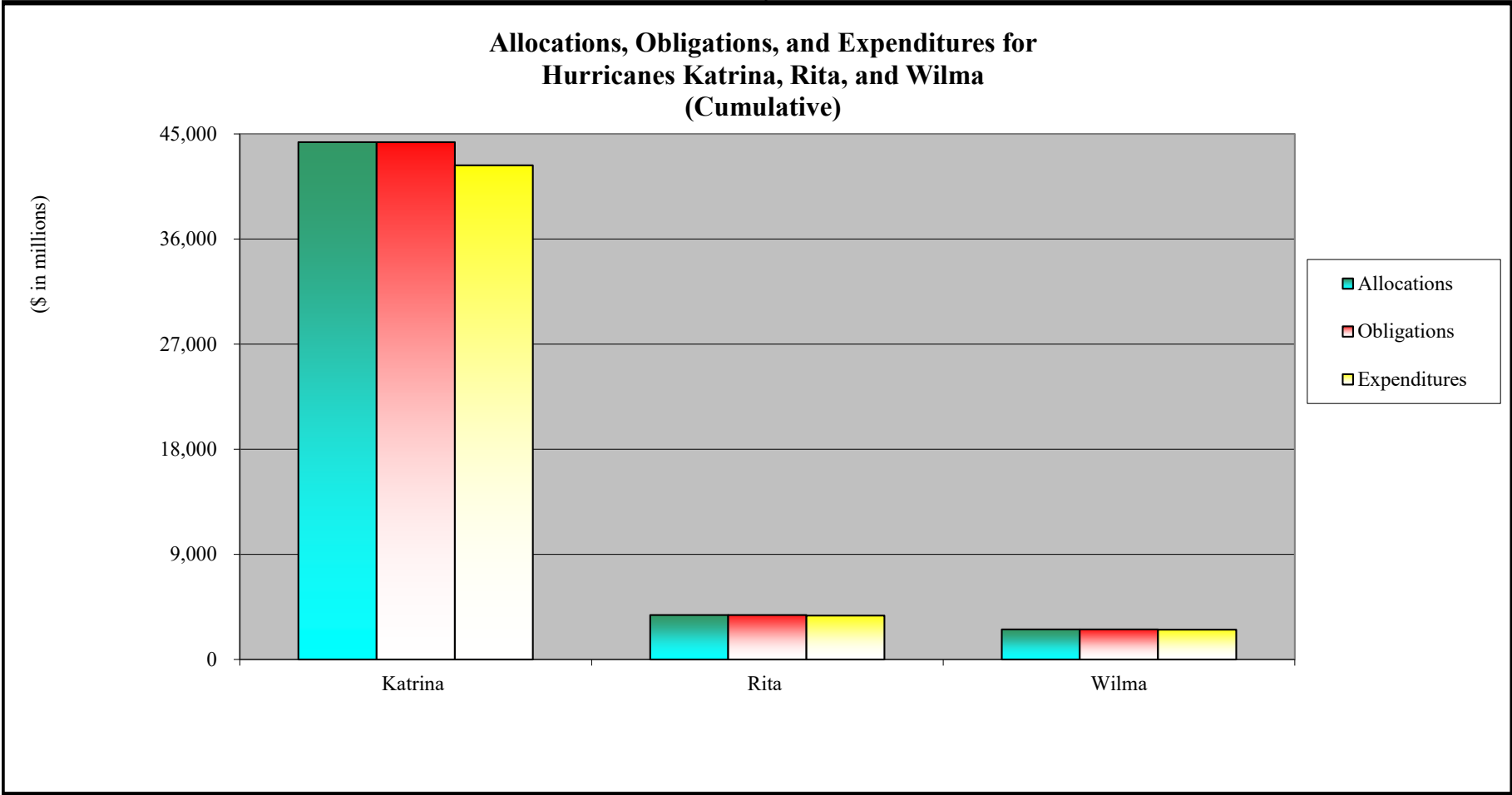
	Cumulative Obligations Through FY 2022 <sup>(1)</sup>	Actual 1st Qtr	Actual/ Estimated 2nd Qtr	Estimated 3rd Qtr	Estimated 4th Qtr	FY 2023 Totals	Totals Through FY 2023
<b>Disasters Declared Since 8/1/2017 <sup>(2)</sup></b>							
Public Assistance	\$ 110,322	\$ 6,514	\$ 5,739	\$ 12,031	\$ 11,504	\$ 35,788	\$ 146,110
Individual Assistance	51,495	1,851	396	291	262	2,800	54,295
Mitigation	2,032	198	384.00	731	491	1,804	3,836
Operations	12,982	223	465.00	55	1,134.00	1,877	14,859
Administrative	12,493	1,189	349	369	346	2,253	14,746
<b>Total</b>	<b>\$ 189,324</b>	<b>\$ 9,975</b>	<b>\$ 7,333</b>	<b>\$ 13,477</b>	<b>\$ 13,737</b>	<b>\$ 44,522</b>	<b>\$ 233,846</b>

(1) Adjusted for recoveries that occur in FY 2023 against prior-year obligations.

(2) Per section 1224 of DRRRA (P.L. 115-254).

**APPENDIX D: ALLOCATIONS, OBLIGATIONS, AND EXPENDITURES**

as of January 31, 2023



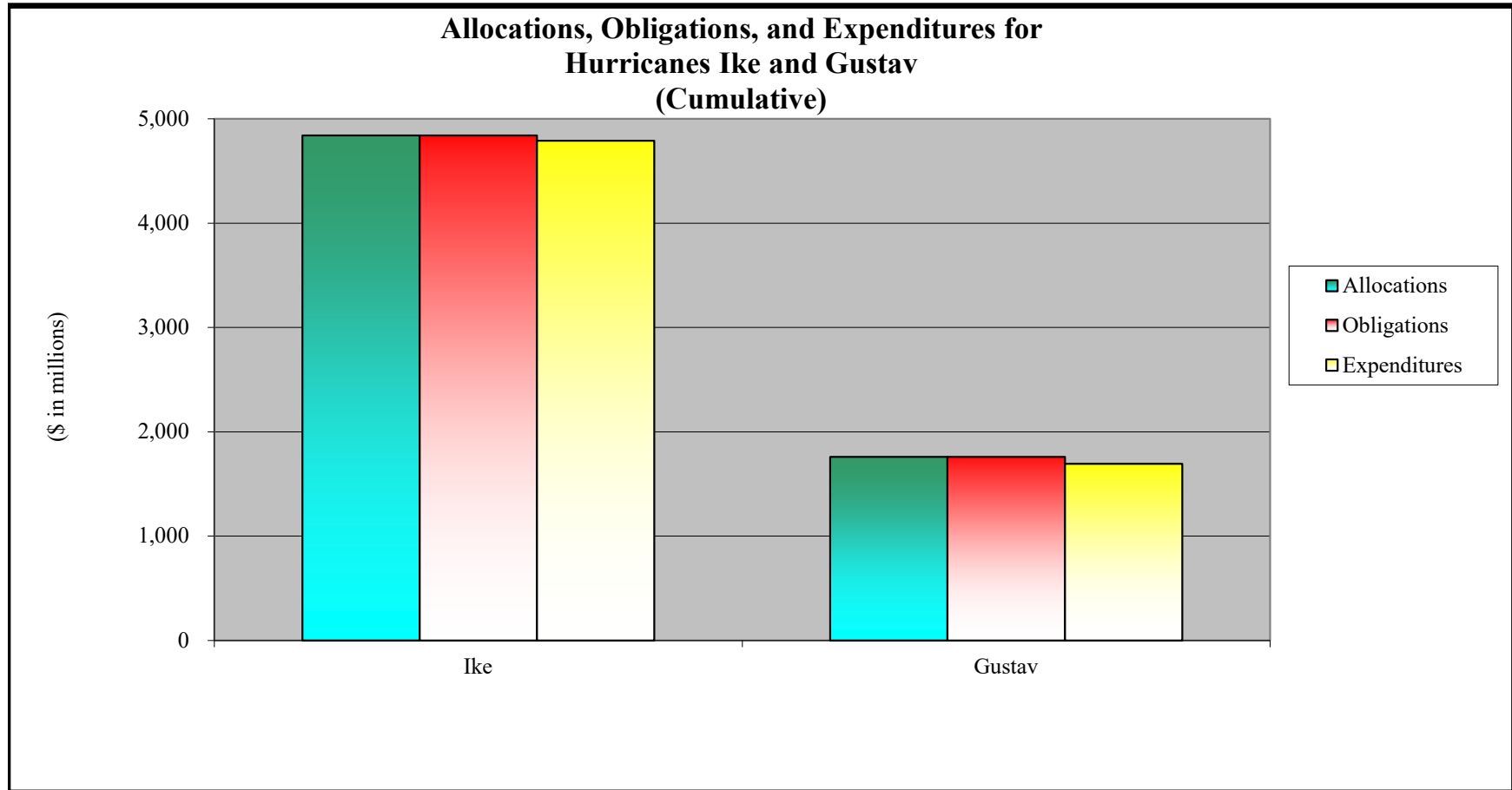
	Katrina	Rita	Wilma	Total
<b>Allocations</b>	\$ 44,298	\$ 3,797	\$ 2,568	\$ 50,663
<b>Obligations</b>	44,298	3,797	2,568	50,663
<b>Expenditures</b>	\$ 42,302	\$ 3,757	\$ 2,563	\$ 48,622

Source of financial information is IFMIS.  
 Total obligations include prior-year deobligations.



**APPENDIX D: ALLOCATIONS, OBLIGATIONS, AND EXPENDITURES**

as of January 31, 2023



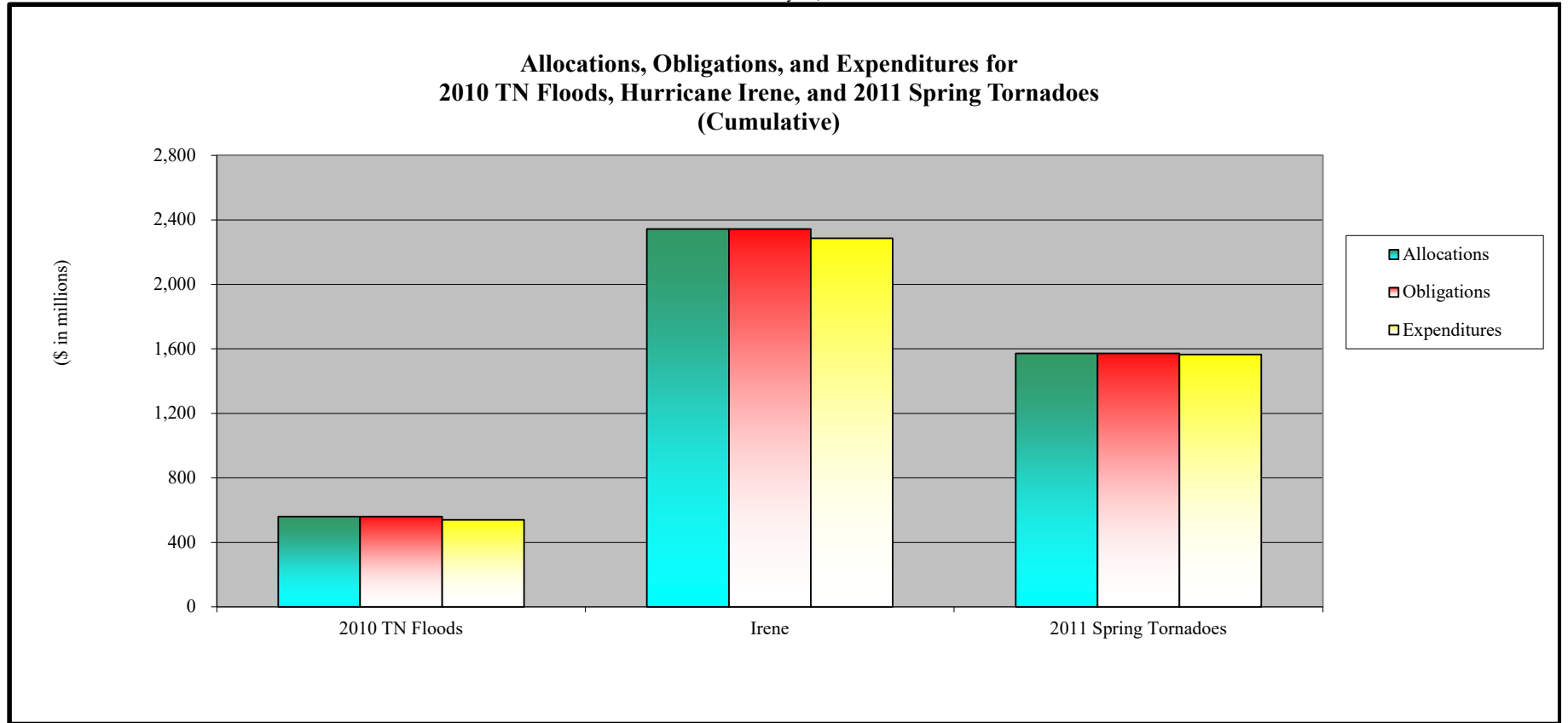
	Ike		Gustav		Total
<b>Allocations</b>	\$	4,841	\$	1,759	\$ 6,600
<b>Obligations</b>		4,841		1,759	6,600
<b>Expenditures</b>	\$	4,790	\$	1,693	\$ 6,483

Source of financial information is IFMIS.

Total obligations include prior-year deobligations.

APPENDIX D: ALLOCATIONS, OBLIGATIONS, AND EXPENDITURES

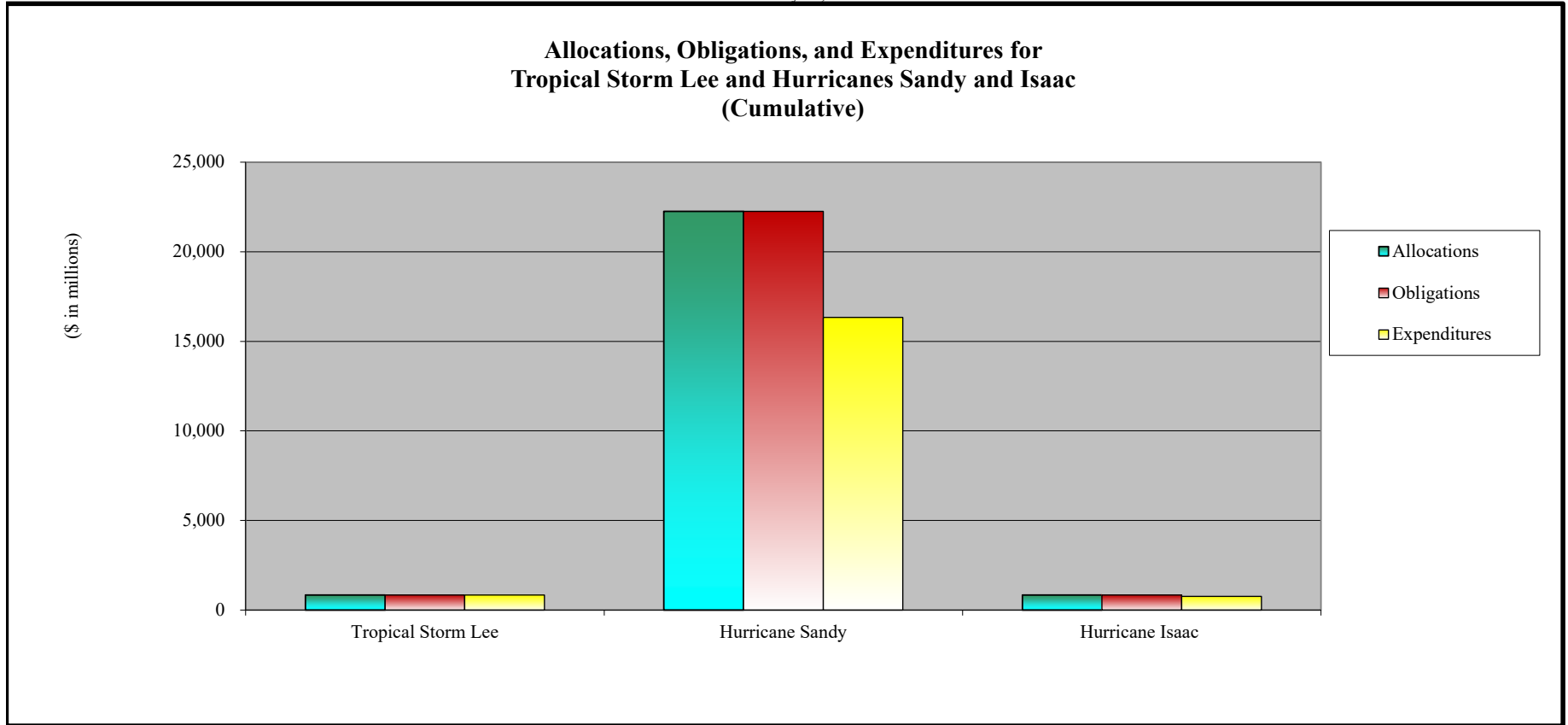
as of January 31, 2023



	2010 TN Floods		Irene		2011 Spring Tornadoes		Total	
<b>Allocations</b>	\$	559	\$	2,343	\$	1,571	\$	4,473
<b>Obligations</b>		559		2,343		1,571		4,473
<b>Expenditures</b>	\$	540	\$	2,286	\$	1,564	\$	4,390

Source of financial information is IFMIS.  
Total obligations include prior-year deobligations.

as of January 31, 2023

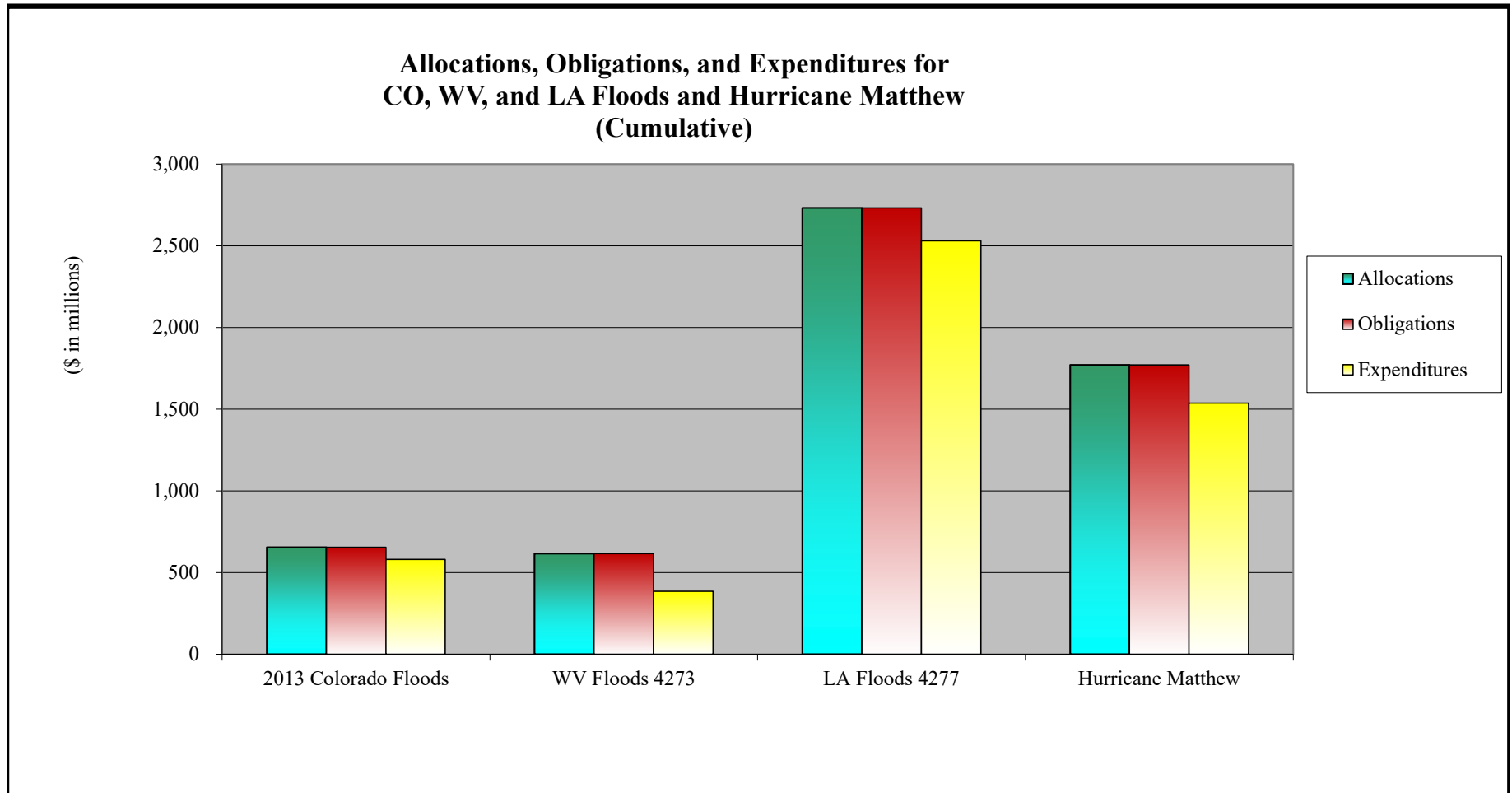


	Tropical Storm Lee	Hurricane Sandy	Hurricane Isaac	Total
<b>Allocations</b>	\$ 842	\$ 22,246	\$ 831	\$ 23,919
<b>Obligations</b>	842	22,246	831	23,919
<b>Expenditures</b>	\$ 835	\$ 16,332	\$ 758	\$ 17,925

Source of financial information is IFMIS.  
 Total obligations include prior-year deobligations.

**APPENDIX D: ALLOCATIONS, OBLIGATIONS, AND EXPENDITURES**

as of January 31, 2023



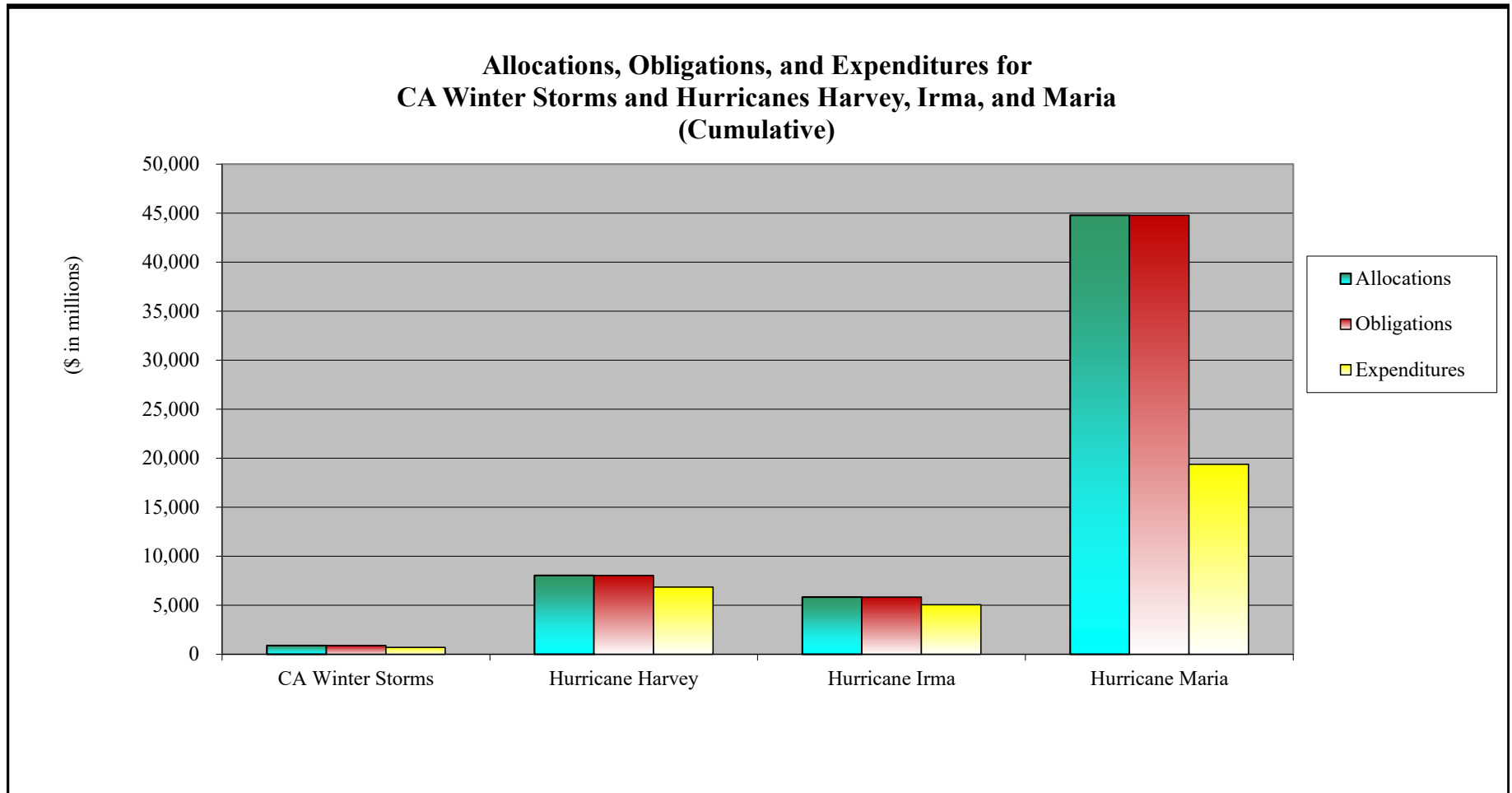
	2013 Colorado Floods	WV Floods 4273	LA Floods 4277	Hurricane Matthew	Total
<b>Allocations</b>	\$ 655	\$ 617	\$ 2,733	\$ 1,772	\$ 5,777
<b>Obligations</b>	655	617	2,733	1,772	5,777
<b>Expenditures</b>	\$ 581	\$ 386	\$ 2,531	\$ 1,537	\$ 5,035

Source of financial information is IFMIS.

Total obligations include prior-year deobligations.

**APPENDIX D: ALLOCATIONS, OBLIGATIONS, AND EXPENDITURES**

as of January 31, 2023



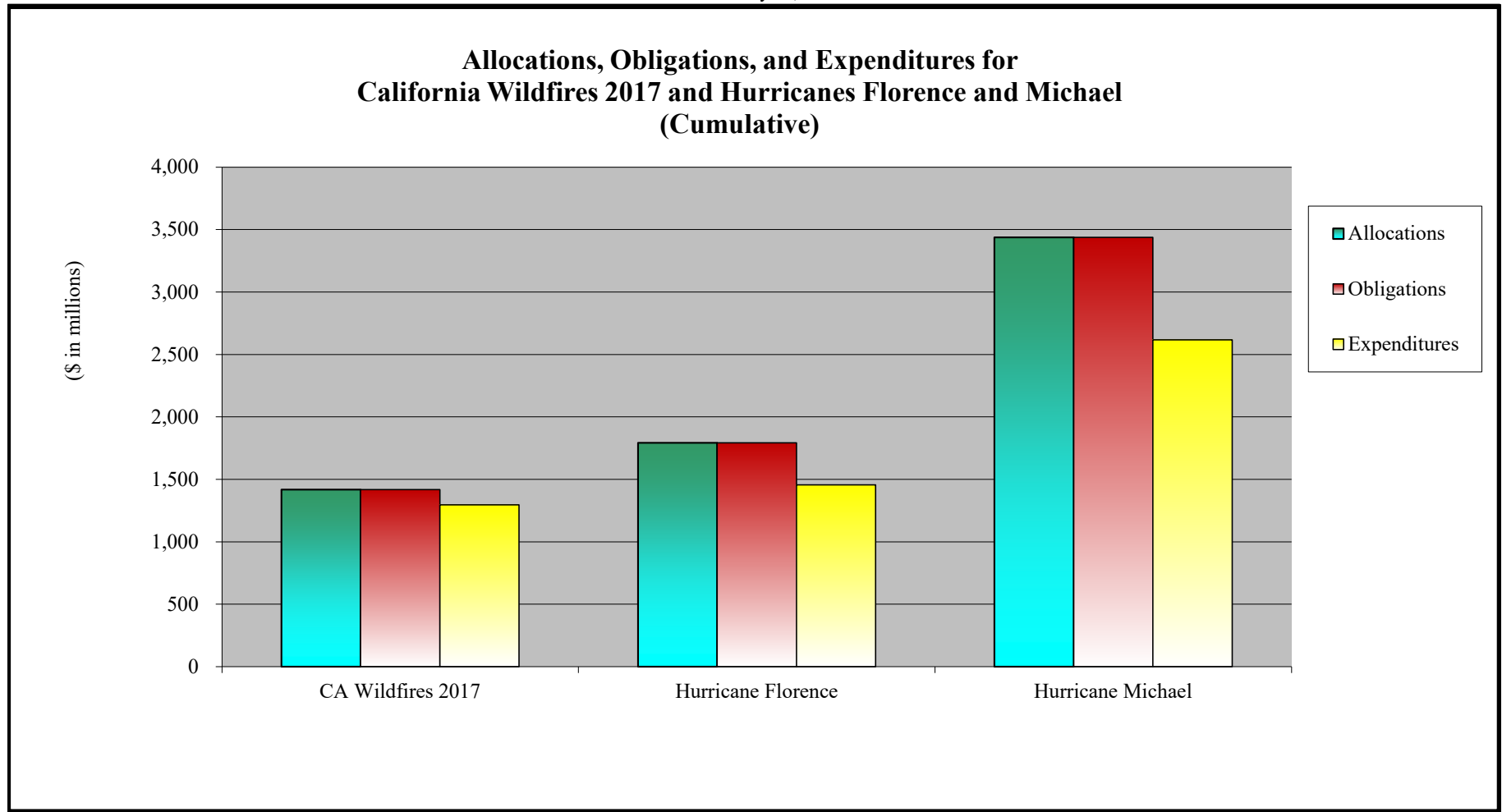
	CA Winter Storms	Hurricane Harvey	Hurricane Irma	Hurricane Maria	Total
<b>Allocations</b>	\$ 884	\$ 8,053	\$ 5,823	\$ 44,793	\$ 59,553
<b>Obligations</b>	883	8,050	5,823	44,791	59,547
<b>Expenditures</b>	\$ 708	\$ 6,857	\$ 5,066	\$ 19,373	\$ 32,004

Source of financial information is IFMIS.

Total obligations include prior-year deobligations.

**APPENDIX D: ALLOCATIONS, OBLIGATIONS, AND EXPENDITURES**

as of January 31, 2023



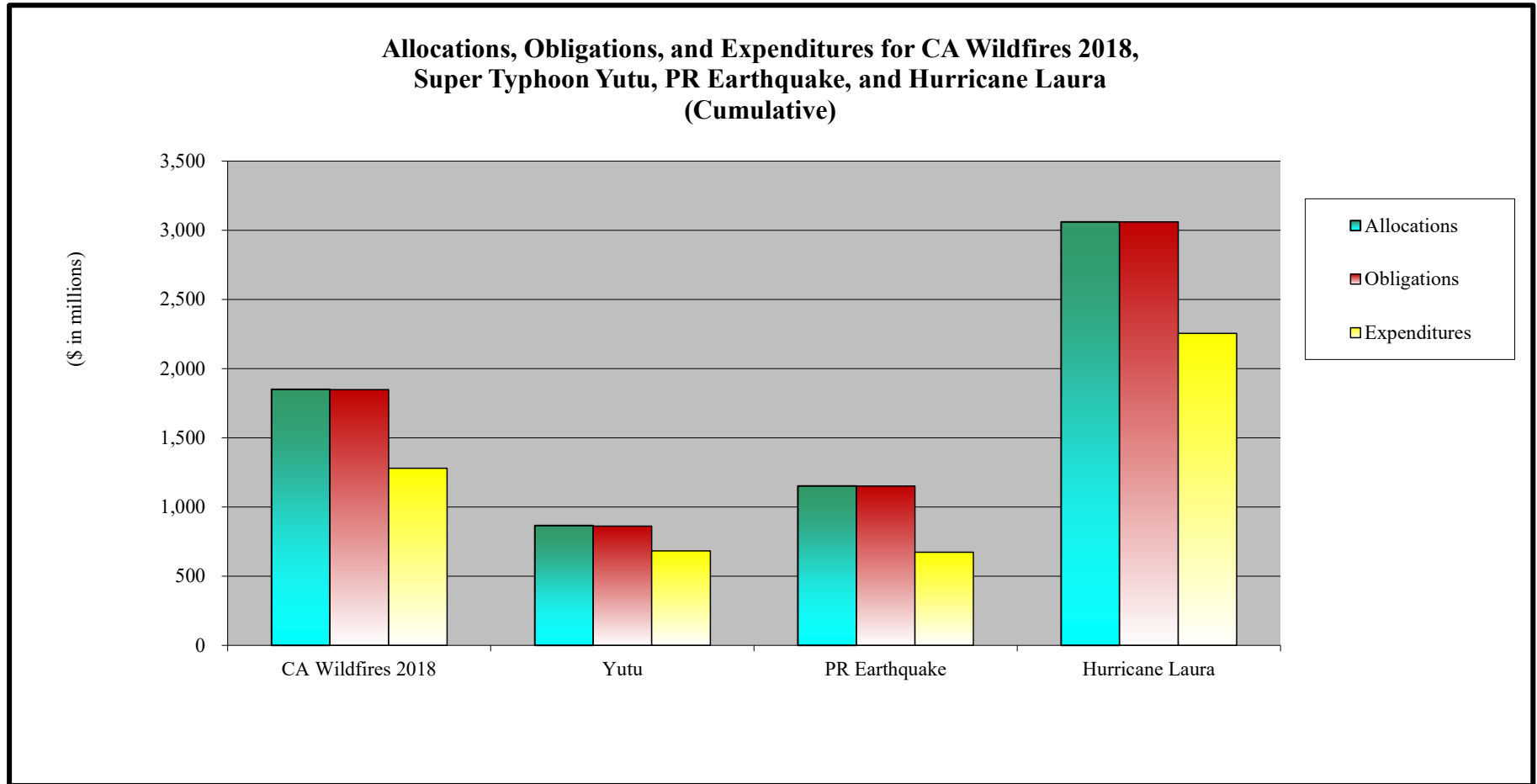
	CA Wildfires 2017	Hurricane Florence	Hurricane Michael	Total
<b>Allocations</b>	\$ 1,420	\$ 1,794	\$ 3,438	\$ 6,652
<b>Obligations</b>	1,419	1,794	3,438	6,651
<b>Expenditures</b>	\$ 1,296	\$ 1,456	\$ 2,618	\$ 5,370

Source of financial information is IFMIS.

Total obligations include prior-year deobligations.

APPENDIX D: ALLOCATIONS, OBLIGATIONS, AND EXPENDITURES

as of January 31, 2023



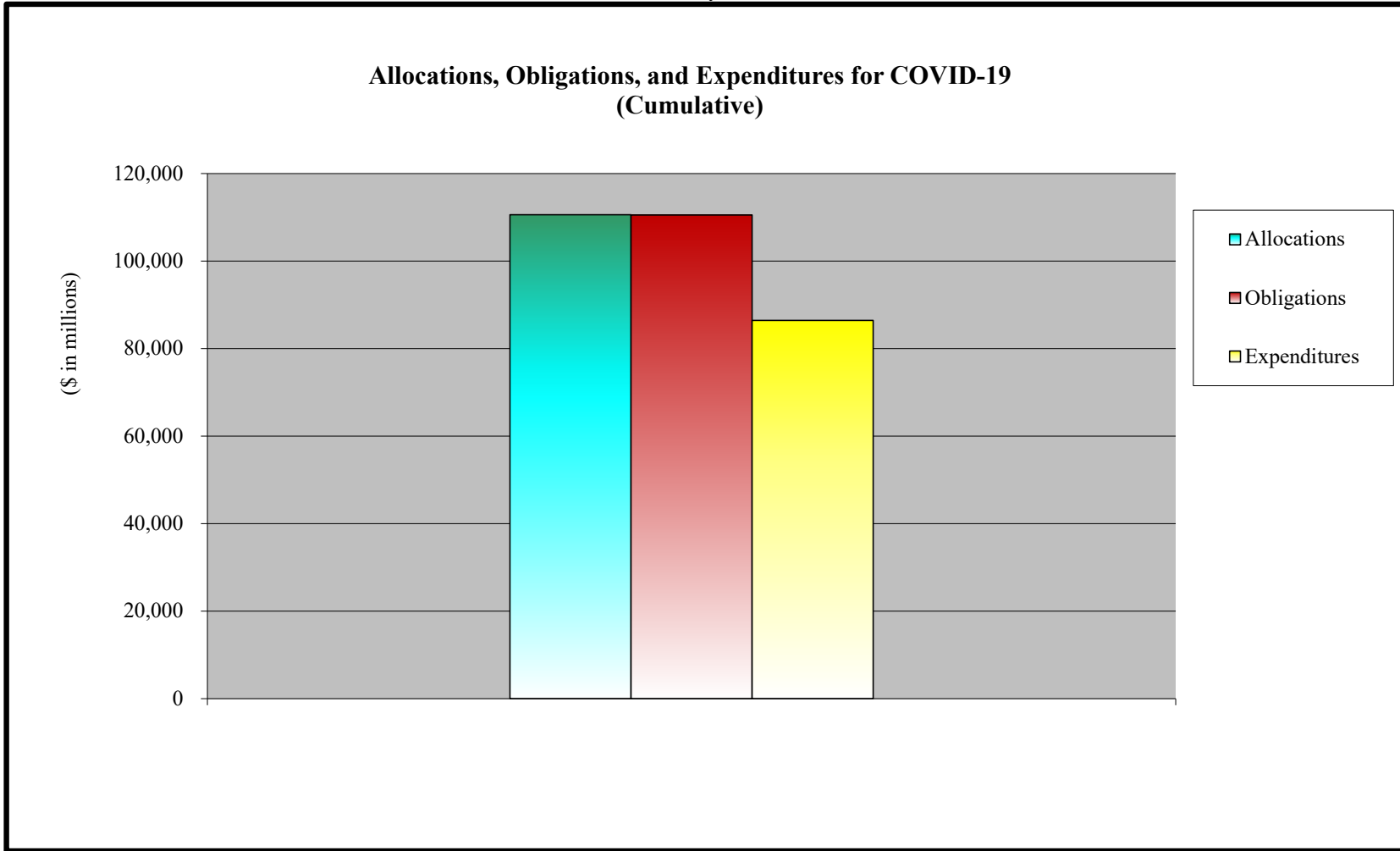
	CA Wildfires 2018	Yutu	PR Earthquake	Hurricane Laura	Total
<b>Allocations</b>	\$ 1,850	\$ 865	\$ 1,152	\$ 3,061	\$ 6,928
<b>Obligations</b>	1,849	862	1,152	3,060	6,923
<b>Expenditures</b>	\$ 1,280	\$ 683	\$ 674	\$ 2,255	\$ 4,892

Source of financial information is IFMIS.

Total obligations include prior-year deobligations.

**APPENDIX D: ALLOCATIONS, OBLIGATIONS, AND EXPENDITURES**

as of January 31, 2023



	COVID-19	
<b>Allocations</b>	\$	<b>110,593</b>
<b>Obligations</b>		<b>110,542</b>
<b>Expenditures</b>	\$	<b>86,436</b>

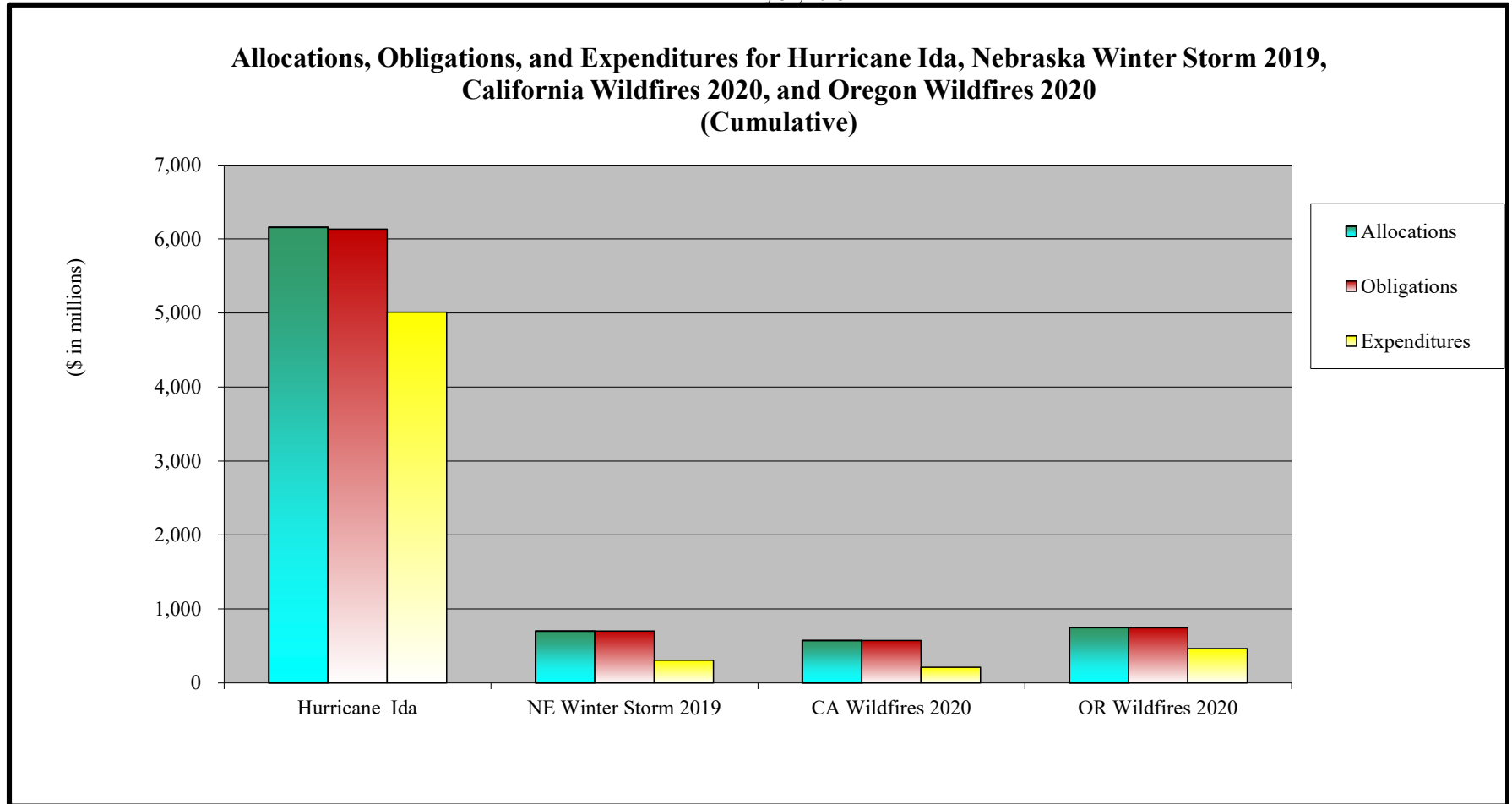
Source of financial information is IFMIS.

Total obligations include prior-year deobligations.



APPENDIX D: ALLOCATIONS, OBLIGATIONS, AND EXPENDITURES

as of January 31, 2023



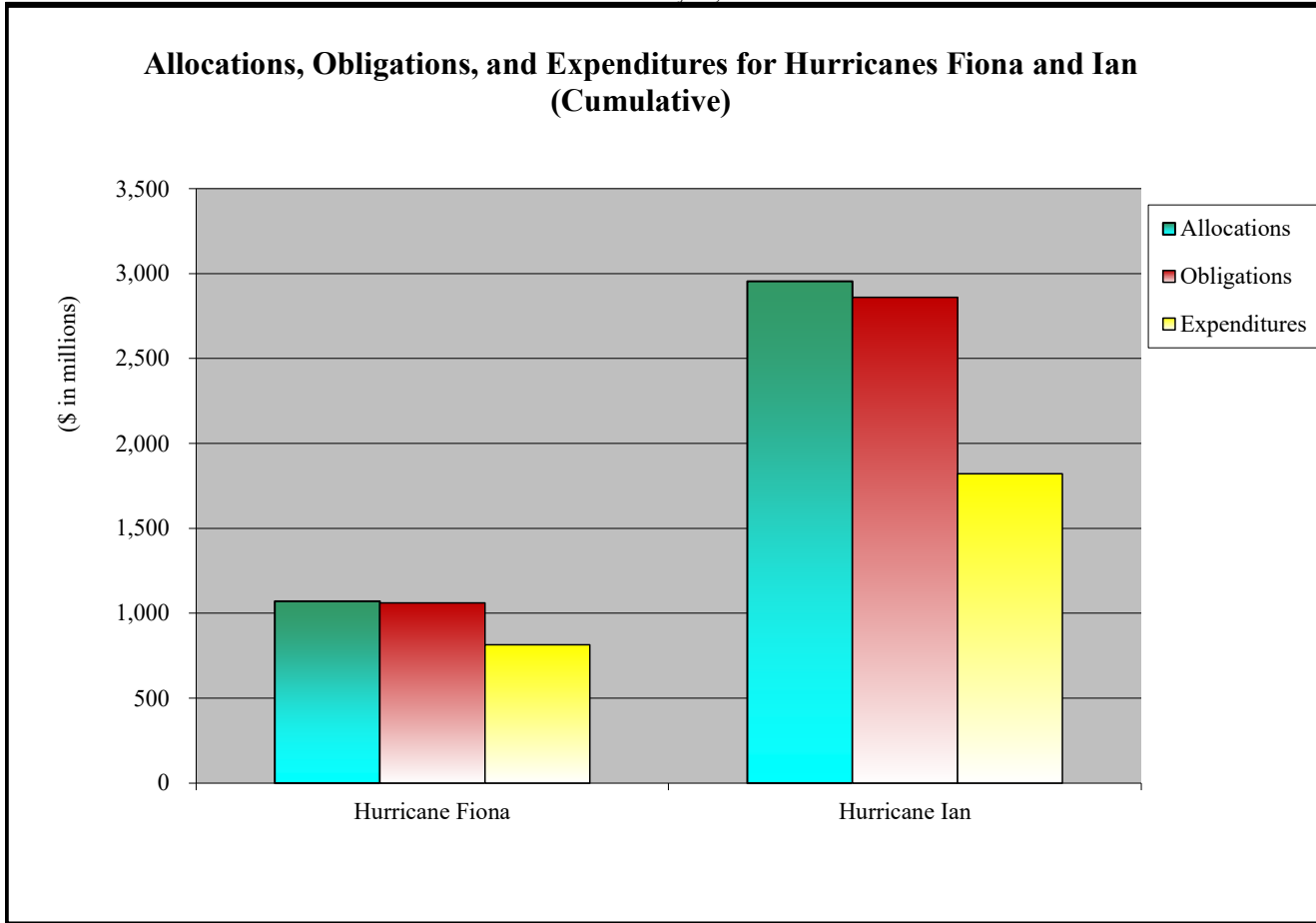
	Hurricane Ida	NE Winter Storm 2019	CA Wildfires 2020	OR Wildfires 2020	Total
<b>Allocations</b>	\$ 6,158	\$ 702	\$ 576	\$ 748	\$ 8,184
<b>Obligations</b>	6,136	702	576	747	8,161
<b>Expenditures</b>	\$ 5,011	\$ 306	\$ 214	\$ 464	\$ 5,995

Source of financial information is IFMIS.

Total obligations include prior-year deobligations.

APPENDIX D: ALLOCATIONS, OBLIGATIONS, AND EXPENDITURES

as of January 31, 2023



	Hurricane Fiona	Hurricane Ian	Total
<b>Allocations</b>	\$ 1,072	\$ 2,956	\$ 4,028
<b>Obligations</b>	1,061	2,861	3,922
<b>Expenditures</b>	\$ 816	\$ 1,823	\$ 2,639

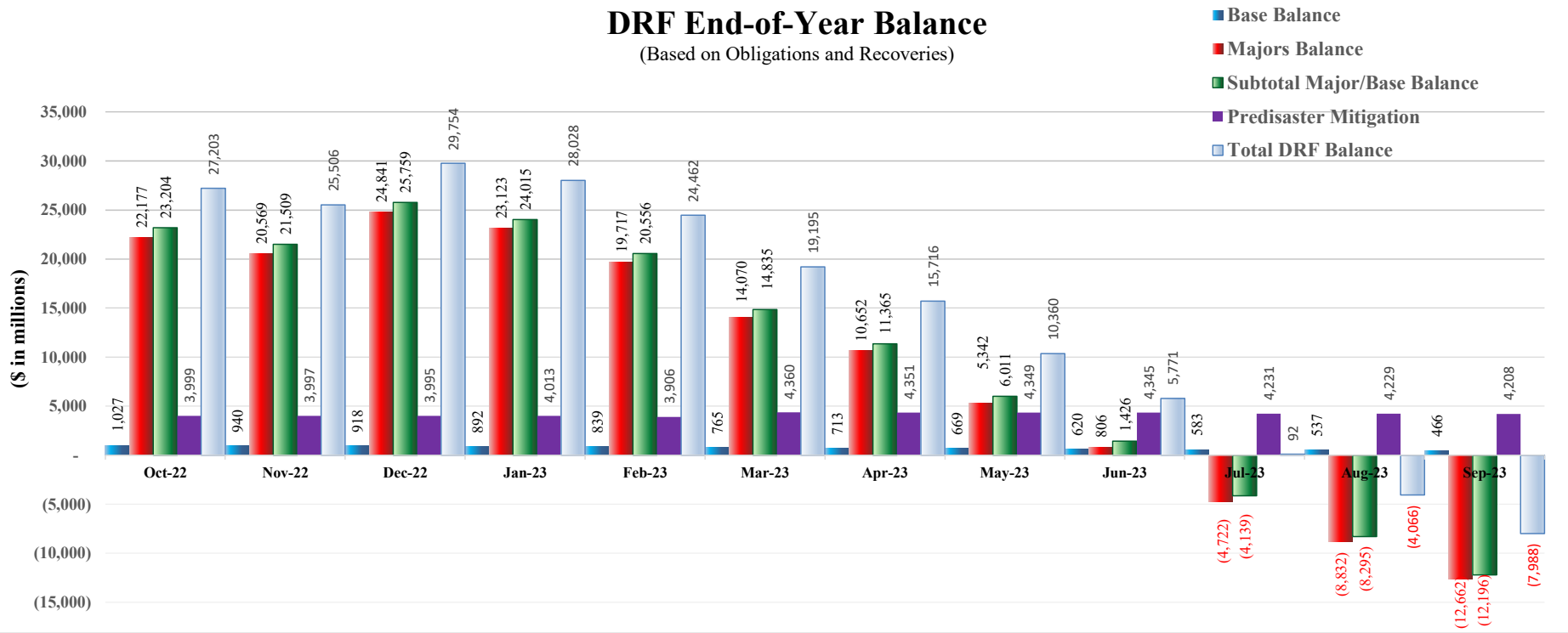
Source of financial information is IFMIS.  
Total obligations include prior-year deobligations.

**APPENDIX E: Fund Exhaustion Date**

as of January 31, 2023


**DRF End-of-Year Balance**

(Based on Obligations and Recoveries)



DRF End-of-Month Balance	Oct-22	Nov-22	Dec-22	Jan-23	Feb-23	Mar-23	Apr-23	May-23	Jun-23	Jul-23	Aug-23	Sep-23
Base Balance	\$ 1,027	\$ 940	\$ 918	\$ 892	\$ 839	\$ 765	\$ 713	\$ 669	\$ 620	\$ 583	\$ 537	\$ 466
Majors Balance	22,177	20,569	24,841	23,123	19,717	14,070	10,652	5,342	806	(4,722)	(8,832)	(12,662)
Subtotal Major/Base Balance	23,204	21,509	25,759	24,015	20,556	14,835	11,365	6,011	1,426	(4,139)	(8,295)	(12,196)
Predisaster Mitigation	3,999	3,997	3,995	4,013	3,906	4,360	4,351	4,349	4,345	4,231	4,229	4,208
Total DRF Balance	\$ 27,203	\$ 25,506	\$ 29,754	\$ 28,028	\$ 24,462	\$ 19,195	\$ 15,716	\$ 10,360	\$ 5,771	\$ 92	\$ (4,066)	\$ (7,988)

FY 2023 DRF Bridge Table

 Event	FY 2023 Total Obligations (\$ in millions)					Changes from Baseline		Month-to-Month Change
	Baseline	Current Month as of Feb-23	Previous Month as of Jan-23	Change from Baseline	Change from Prior Month	Cause/Reason	Cause/Reason	
<b>DRF Base Activities</b>								
Emergencies	\$ 109	\$ 109	\$ 109	\$ -	\$ -	No adjustments at this time.	No adjustments at this time.	
Fire Management	168	168	168	-	-	No adjustments at this time.	No adjustments at this time.	
Surge	67	67	67	-	-	No adjustments at this time.	No adjustments at this time.	
<b>Disaster Support &amp; Other Activities Total</b>	461	495	462	34	33	\$33M increase for Temporary Housing Storage Site, Selma AL tornado damages. \$1M increase for FY 2023 enactment.	\$33M increase for Temporary Housing Storage Site, Selma AL tornado damages.	
DRS	429	463	430	34	33			
Other Activities	32	32	32	-	-			
<b>Base Subtotal</b>	<b>805</b>	<b>839</b>	<b>806</b>	<b>34</b>	<b>33</b>			
<b>DRF DR Activities</b>								
Average Monthly Major DR Activity (Non-Cat.)	2,876	3,376	3,376	500	-	\$500M increase for anticipated requirements above the historical average.	No adjustments at this time.	
Katrina Rita Wilma	124	178	176	54	2	Public Assistance: \$50M net increase due to new project cost versions for housing, water main repair, emergency protective measure and school replacement in 1603 LA; \$2M net increase for revised estimates in 1607 LA; (\$1M) net decrease due to revised recoveries following legal review 1609 FL. Hazard Mitigation: \$1M increase due to new project cost version of a drainage project in 1603 LA; \$2M net increase due to closeout cost overruns in 1604 MS.	Public Assistance: \$2M net increase for revised estimates in 1607 LA.	
Gustav	14	14	14	-	-	No adjustments at this time.	No adjustments at this time.	
Ike	2	3	3	1	-	Public Assistance: \$1M net increase due to several revised cost estimates in 1791 TX.	No adjustments at this time.	
TN Floods	1	1	1	-	-	No adjustments at this time.	No adjustments at this time.	
2011 Spring Tornadoes	-	-	-	-	-	No adjustments at this time.	No adjustments at this time.	
Irene	6	6	6	-	-	No adjustments at this time.	No adjustments at this time.	
Lee	7	10	8	3	2	Public Assistance: \$3M increase due to new management cost estimates and accelerated water treatment plant projects in 4031 NY.	Public Assistance: \$2M increase due to water treatment plant projects accelerated for closeout in 4031 NY.	
Isaac	3	3	3	-	-	No adjustments at this time.	No adjustments at this time.	
Sandy	290	292	291	2	1	Other Activity: \$2M.	Other Activity: \$1M.	
2013 Colorado Flood	3	-	-	(3)	-	Activity in 4145 CO: Public Assistance: (\$1M) net decrease due to revised emergency protective measure costs estimates. Other Activity (\$2M).	No adjustments at this time.	
WV Floods 4273	50	50	50	-	-	No adjustments at this time.	No adjustments at this time.	
LA Floods 4277	17	19	18	2	1	Activity in 4277 LA: Public Assistance: \$2M increase due to several new cost versions. Hazard Mitigation: \$1M increase due to new detention pond cost estimate. Other Activity: (\$1M).	Activity in 4277 LA: Public Assistance: \$1M increase primarily due to additional costs for pumping station project.	
Matthew	115	128	127	13	1	Public Assistance: \$2M increase due to accelerated review of emergency protective measure project and additional costs for schools project in 4283 FL: \$7M increase primarily due to revised school replacement and road repair projects in 4285 NC. Hazard Mitigation: \$1M net increase due to revised flood mitigation cost estimates in 4283 FL. Administration: \$2M increase due to adjustments to staffing estimates to align with actual costs in 4485 NC. Other Activity: \$1M.	Public Assistance: \$1M increase primarily due to additional costs for schools project in 4283 FL. Administration: \$1M increase due to increased staffing estimates to align with actual costs in 4285 NC. Other Activity: (\$1M).	
CA Winter Storms	70	69	72	(1)	(3)	Activity in 4308 CA: Hazard Mitigation: \$2M net increase due to new fire mitigation projects submitted. Activity in 4308 CA: Other Activity: (\$3M).	Activity in 4308 CA: Other Activity: (\$3M).	
Harvey	207	197	197	(10)	-	Public Assistance: \$6M net increase due to revised parks project cost estimates in 4332 TX. Hazard Mitigation: (\$16M) net decrease due to reduction to stormwater project in 4332 TX.	No adjustments at this time.	
Irma	126	119	119	(7)	-	Public Assistance: (\$5M) decrease due to a technical adjustment in 4338 GA. Other Activity: (\$2M).	No adjustments at this time.	

<b>Maria</b>	7,292	7,264	7,346	(28)	(82)	Public Assistance: (\$4M) net decrease due to revised estimates for schools projects in 4340 VI. Hazard Mitigation: (\$19) decrease primarily due to projects reclassified as backup in 4339 PR. Administration: (\$4M) decrease due to adjustments to staffing estimates to align with actual costs in 4339 PR; (\$1M) decrease due to adjustments to staffing estimates to align with actual costs in 4340 VI.	Public Assistance: (\$68M) decrease primarily due to revised cost estimates for schools projects in 4340 VI. Hazard Mitigation: (\$19M) decrease primarily due to projects reclassified as backup in 4339 PR. Administration: \$5M increase due to extension of warehouse lease and aligning staffing estimates with actual costs in 4339 PR.
<b>CA Wildfires 2017</b>	67	69	69	2	-	Activity in 4344 CA: Hazard Mitigation: \$2M net increase due to revised flood mitigation project cost.	No adjustments at this time.
<b>Florence</b>	43	46	45	3	1	Public Assistance: \$1M increase primarily due to additional costs for donated resources in 4394 SC. Other Activity: \$2M.	Public Assistance: \$1M increase primarily due to additional costs for donated resources in 4394 SC.
<b>Michael</b>	162	163	162	1	1	Administration: \$1M net increase due to adjustments to staffing estimates to align with actual costs in 4399 FL.	Administration: \$1M net increase due to adjustments to staffing estimates to align with actual costs in 4399 FL.
<b>Yutu 4404</b>	66	66	66	-	-	No adjustments at this time.	No adjustments at this time.
<b>CA Wildfires 2018</b>	364	365	365	1	-	Activities in 4407 CA: Public Assistance: \$1M increase due to revised building repair cost estimate.	No adjustments at this time.
<b>Nebraska Winter Storm 2019</b>	26	22	20	(4)	2	Activity in 4420 NE: Public Assistance: (\$6M) net decrease due to unrealized bridge repair and drainage projects. Hazard Mitigation: \$2M increase due to new projects added.	Activity in 4420 NE: Hazard Mitigation: \$2M increase primarily due to new power project added.
<b>PR Earthquakes 4473</b>	167	170	166	3	4	Activity in 4473 PR: Public Assistance: \$5M net increase primarily due to accelerated education projects. Administration: (\$2M) net decrease due to adjustments to staffing estimates to align with actual costs.	Activity in 4473 PR: Public Assistance: \$5M net increase primarily due to accelerated education projects. Other Activity: (\$1M)
<b>COVID-19</b>	19,252	24,896	24,079	5,644	817	Activity in COVID-19 Disasters: Public Assistance: \$5,703M net increase primarily due to additional and extended vaccine testing, supplies, operations, non-congregate sheltering, PPE supplies, contract labor, and management costs. Hazard Mitigation: (\$29M) net decrease primarily due to a revised acquisition project. Individual Assistance: (\$63M) net decrease due to revised cost estimates for funeral assistance. Operations: \$14M net increase for extensions of U.S. National Guard and other federal assistance to support medical staffing, vaccination, and testing. Administration: \$20M net increase due to increased costs for staffing, technical assistance contracts, facilities, and supplies. Other Activity: (\$1M).	Activity in COVID-19 Disasters: Public Assistance: \$823M net increase primarily due to revised cost estimates for supplies, vaccine testing, medical surge staffing, safe opening, PPE supplies and management cost. Hazard Mitigation: (\$18M) net decrease primarily due to projects removed or delayed. Operations: \$10M net increase due to additional federal assistance for emergency response. Administration: \$1M net increase primarily due to additional costs for facilities and supplies. Other Activity: \$1M.
<b>California Wildfires 2020</b>	472	472	472	-	-	Activity in 4558 CA: Public Assistance: \$5M increase due to the accelerated review of an emergency protective measure project and the addition of an anticipated cost version. Hazard Mitigation: (\$6M) net decrease primarily due to revised cost estimate of seismic upgrade project and the withdrawal of a slope stabilization project. Administration: \$2M net increase due to adjustments to staffing estimates to align with actual costs and revised technical assistance contract estimates. Other Activity: (\$1M).	No adjustments at this time.
<b>Laura</b>	783	911	819	128	92	Public Assistance: \$125M net increase due to increased costs and new projects for emergency protective measures, power utilities, and management costs in 4559 LA. Hazard Mitigation: \$4M net increase due to accelerated review of drainage study project and power project added in 4559 LA; \$9M increase due to new generator and drainage projects added and projects accelerated in 4572 TX. Individual Assistance: (\$14M) net decrease due to reduced direct housing and disaster case management estimates in 4559 LA. Administration: \$4M net increase primarily due to increased cost estimates for technical assistance and security in 4559 LA.	Public Assistance: \$92M net increase primarily due power utility project accelerated and management costs project added in 4559 LA. Hazard Mitigation: \$3M increase primarily due to power generators project added in 4559 LA; \$9M increase due to new generator and drainage projects added and projects accelerated. Individual Assistance: (\$12M) reduction due to reduced estimate for disaster case management in 4559 LA.
<b>Oregon Wildfires 2020</b>	241	234	235	(7)	(1)	Activity in 4562 OR: Public Assistance: \$3M increase primarily due to accelerated buildings project. Individual Assistance: (\$1M) decrease due to delayed housing project. Hazard Mitigation: (\$1M) decrease due to projections aligned with actual costs and revised estimates. Administration: (\$8M) net decrease due to reduced staffing estimates and reduced facilities costs following JFO closing.	Activity in 4562 OR: Public Assistance: \$3M increase primarily due to accelerated administration building project. Hazard Mitigation: (\$1M) decrease due to projections aligned with actual costs and revised estimates. Administration: (\$3M) net decrease primarily due to reduced personnel and facilities costs following JFO closing.
<b>Ida</b>	2,161	2,213	2,210	52	3	Public Assistance: \$105M net increase due to revised cost estimates for emergency protective measures debris removal and management cost projects in 4611 LA; (\$1M) net decrease due to reduced costs for roads project in 4626 MS. (\$2M) net decrease due to buildings project withdrawn in 4627 DE. Individual Assistance: (\$4M) net decrease primarily due to reduced housing maintenance costs in 4611 LA. Operations: (\$1M) net decrease due reduced U.S. Corps of Engineers costs in 4611 LA, \$1M increase due to USAR transferred from EM to DR in 4626 MS. Administration: (\$48M) net decrease primarily due to adjustments to staffing estimates to align with actual costs and reduced technical assistance contract estimates in 4611 LA, (\$1M) decrease in estimates for personnel and travel costs in 4615 NY. Other Activity: \$3M	Operations: \$1M increase due to urban search and rescue mission transferred from EM to DR in 4626-MS. Administration: (\$1M) decrease due to reductions in estimates for personnel and travel costs in 4615 NY. Other Activity: \$3M.
<b>Fiona</b>	2,699	3,610	3,989	911	(379)	Activity in 4671 PR: (\$661M) net decrease for revised cost estimates across all programs. Public Assistance: (\$360M) net decrease primarily due to reduced estimates for debris removal. Individual Assistance: \$43M net increase due to additional requirements for case management and disaster unemployment. Operations: \$1,917M increase for estimated power generation mission assignment. Administration: (\$27M) net decrease due to adjustments to staffing and technical assistance contract estimates to align with actual costs. Other Activity: (\$1M).	Activity in 4671 PR: Public Assistance: (\$360M) net decrease primarily due to reduced estimates for debris removal. Individual Assistance: \$24M net increase due to additional requirements for disaster unemployment. Operations: (\$15M) decrease due to revised temporary power generator costs. Administration: (\$27M) net decrease due to adjustments to staffing and technical assistance contract estimates to align with actual costs. Other Activity: (\$1M).

<b>Ian</b>	4,710	4,103	4,091	(607)	12	Activity in 4673 FL: (\$437M) net decrease for revised cost estimates across all programs. Public Assistance: (\$124M) net decrease due to revised cost estimates in 4673 FL; \$8M net increase due to revised debris removal and power restoration projects in 4677 SC. Individual Assistance: (\$32M) net decrease due to revised cost estimates for mobile homes and other needs assistance in 4673 FL; (\$1M) net decrease due to revised cost estimates for other needs assistance in 4677 SC. Operations: \$58M net increase due to revised housing estimates in 4673 FL. Administration: (\$83M) net decrease due to revised blue roof funding requirements and adjustments to staffing estimates to align with actual costs in 4673 FL; \$2M net increase due to adjustments to staffing estimates to align with actual costs in 4677 SC. Other Activity: \$2M.	Public Assistance: (\$64M) net decrease due to revised cost estimates in 4673 FL; \$8M net increase due to revised debris removal and power restoration projects in 4677 SC. Individual Assistance: \$62M net increase primarily due to revised cost estimates for housing assistance in 4673 FL; (\$1M) net decrease due to revised cost estimates for other needs assistance in 4677 SC. Operations: \$58M net increase due to revised housing estimates in 4673 FL. Administration: (\$52M) net decrease primarily due to revised blue roof funding requirements and adjustments to staffing estimates to align with actual costs in 4677 SC. Other Activity: (\$1M).
<b>DR Subtotal</b>	<b>42,416</b>	<b>49,069</b>	<b>48,595</b>	<b>6,653</b>	<b>474</b>		
<b>Total</b>	<b>\$ 43,221</b>	<b>\$ 49,908</b>	<b>\$ 49,401</b>	<b>\$ 6,687</b>	<b>\$ 507</b>		

\*Based on FY 2023 spend plan baselines.

APPENDIX G: BRIC/PDM History and Fund Status

**Building Resilient Infrastructure and Communities/Predisaster Mitigation  
History and Fund Status as of January 31, 2023**

(Dollars in Millions)

<b>Fiscal Year 2019 (Applications Due by January 31, 2020)</b>	
	Amount
6% Set-Aside	\$ 383
Allocation	250
Notice of Funding Opportunity (NOFO) Awards to Date from the Allocation	(219)
Administrative and Technical Assistance Obligations	-
<b>Fiscal Year 2020 (Applications Due by January 29, 2021)</b>	
6% Set-Aside	613
Allocation	500
Notice of Funding Opportunity (NOFO) Awards to Date from the Allocation	(74)
Administrative and Technical Assistance Obligations	(2)
<b>Fiscal Year 2021 (Applications Due by January 28, 2022)</b>	
6% Set-Aside	321
Additional Set-Aside from COVID-19	500
Allocation	1,000
Notice of Funding Opportunity (NOFO) Awards to Date from the Allocation	(24)
Administrative and Technical Assistance Obligations	(16)
<b>Fiscal Year 2022 Activities (Applications Due by January 27, 2023) <sup>(1)</sup></b>	
6% Set-Aside	330
Additional Set-Aside from COVID-19 <sup>(2)</sup>	1,792
Infrastructure Investment and Jobs Act <sup>(3)</sup>	200
Allocation	2,295
Notice of Funding Opportunity (NOFO) Awards to Date from the Allocation	-
Infrastructure Investment and Jobs Act Transfers <sup>(3)</sup>	(17)
Administrative and Technical Assistance Obligations	(19)
<b>Fiscal Year 2023 Activities (Applications TBD)</b>	
6% Set-Aside <sup>(4)</sup>	560
Infrastructure Investment and Jobs Act <sup>(3)</sup>	200
Allocation	-
Notice of Funding Opportunity (NOFO) Awards to Date from the Allocation	-
Infrastructure Investment and Jobs Act Anticipated Transfers <sup>(3)</sup>	(17)
Administrative and Technical Assistance Obligations	(7)
Note: Set-Aside currently available to fund future NOFOs beyond FY 2022. (6% Set-Asides - Allocations - Administrative Obligations).	\$ 776
Footnotes:	
(1) The FY 2022 NOFO was announced 8/9/2022.	
(2) Pursuant to DRRA (P.L. 115-254). The potential COVID-19 BRIC set-aside is \$3.7 billion, of that amount, FEMA has set-aside \$2.8 billion with \$866 million remaining.	
(3) Pursuant to P.L. 117-58, Infrastructure Investment and Jobs Act.	
(4) Includes estimated 6% set-aside of \$508 million for Hurricanes Fiona and Ian that will be accrued in March 2023.	